



A photograph of two students walking away from the camera on a paved path. The student on the left is a young man with short brown hair, wearing a light blue polo shirt and white shorts, carrying a basketball in his right hand and a black duffel bag over his left shoulder. The student on the right is a young woman with long black hair, wearing a red t-shirt and white shorts, carrying a large grey backpack and holding a white piece of paper. The path is lined with green trees and a flowering bush on the right. In the background, a large, light-colored building is visible through the foliage.

2018 Division II Membership Census Results

May 2018

Overview

- ▶ Survey launched January 10, 2018
- ▶ Online survey with links in emails
- ▶ All active members and those in the membership process (N=315); excluded schools transitioning to different division
- ▶ Four distinct versions of survey (slight difference in questions):
 - ▶ Presidents/chancellors
 - ▶ Athletics directors
 - ▶ Athletics staff other than ADs
 - ▶ Conference staff
- ▶ President/chancellor and AD versions were personalized to individuals (should not have been forwarded)
- ▶ Institutional and conference staff versions were generic, forwarding requested; we do not know exactly who had opportunity to participate
- ▶ Survey closed March 7

Overall responses

N = 2,837

Male/Female: 66% / 34%

White/Minority: 85% / 15%

Institutional Characteristics

	Division II Insts.	Survey Respondents
Public/Private	48% / 52%	46% / 54%
HBCU/Non-HBCU	9% / 91%	4% / 96%
MFB/No Football	54% / 46%	58% / 42%
Largest Enrollment (quartile)	25%	29%
Smallest Enrollment (quartile)	25%	22%
Midwest	22%	24%
Northeast	17%	21%
South	44%	40%
West	17%	15%

Responses in key analysis groups

	N
President/Chancellor	179
Athletics Director	278
Athletics Department Staff*	562
Compliance Administrator	185
Coach#	1,388
Faculty Athletics Representative	154
Conference Staff	61

Other/unknown N = 30

** Athletics Staff: 247 training/medical*

Coaches: 1113 head, 275 assistant

Responses by conference

California Collegiate Athletic Association	71	Lone Star Conference	146
Central Atlantic Collegiate Conference	105	Mid-America Intercollegiate Athletics Assoc.	129
Central Intercollegiate Athletic Association	72	Mountain East Conference	83
Conference Carolinas	96	Northeast-10 Conference	265
East Coast Conference	78	Northern Sun Intercollegiate Conference	153
Great American Conference	137	Pacific West Conference	113
Great Lakes Intercollegiate Athletic Conf.	85	Peach Belt Conference	94
Great Lakes Valley Conference	177	Pennsylvania State Athletic Conference	158
Great Midwest Athletic Conference	135	Rocky Mountain Athletic Conference	157
Great Northwest Athletic Conference	89	South Atlantic Conference	113
Gulf South Conference	116	Southern Intercollegiate Athletic Conference	59
Heartland Conference	82	Sunshine State Conference	100
Independent	24		

Note: Includes responses from conference-office staff.

President/chancellor responses

Individual Characteristics

	Division II ('16-17)	Responses (N=179)
Male / Female	78% / 22%	69% / 31%
White / Minority	80% / 20%	80% / 20%

Institutional Characteristics

	Division II	Responses (N=179)
Public/Private	48% / 52%	48% / 52%
HBCU/Non-HBCU	9% / 91%	7% / 93%
MFB/No Football	54% / 46%	54% / 46%
Largest Enrollment (quartile)	25%	25%
Smallest Enrollment (quartile)	25%	27%
Midwest	22%	19%
Northeast	17%	15%
South	44%	47%
West	17%	18%

Athletics director responses

Individual Characteristics

	Division II ('16-17)	Responses (N=278)
Male / Female	84% / 16%	81% / 19%
White / Minority	80% / 20%	83% / 17%

Institutional Characteristics

	Division II	Responses (N=278)
Public/Private	48% / 52%	47% / 53%
HBCU/Non-HBCU	9% / 91%	8% / 92%
MFB/No Football	54% / 46%	52% / 48%
Largest Enrollment (quartile)	25%	26%
Smallest Enrollment (quartile)	25%	26%
Midwest	22%	22%
Northeast	17%	18%
South	44%	44%
West	17%	15%

Faculty athletics representative responses

Individual Characteristics

	Division II ('16-17)	Responses (N=154)
Male / Female	71% / 29%	68% / 32%
White / Minority	86% / 14%	90% / 10%

Institutional Characteristics

	Division II	Responses (N=154)
Public/Private	48% / 52%	46% / 54%
HBCU/Non-HBCU	9% / 91%	5% / 95%
MFB/No Football	54% / 46%	55% / 45%
Largest Enrollment (quartile)	25%	24%
Smallest Enrollment (quartile)	25%	23%
Midwest	22%	27%
Northeast	17%	20%
South	44%	37%
West	17%	16%

Compliance officer responses

Individual Characteristics

	Division II ('16-17)	Responses (N=185)
Male / Female	42% / 58%	40% / 60%
White / Minority	75% / 25%	79% / 21%

Institutional Characteristics

	Division II	Responses (N=185)
Public/Private	48% / 52%	49% / 51%
HBCU/Non-HBCU	9% / 91%	4% / 96%
MFB/No Football	54% / 46%	52% / 48%
Largest Enrollment (quartile)	25%	28%
Smallest Enrollment (quartile)	25%	25%
Midwest	22%	21%
Northeast	17%	18%
South	44%	42%
West	17%	19%

Coach responses

Individual Characteristics

	Division II ('16-17)	Responses (N=1388)
Male / Female	74% / 26%	69% / 31%
White / Minority	74% / 26%	85% / 15%

Institutional Characteristics

	Division II	Responses (N=1388)
Public/Private	48% / 52%	45% / 55%
HBCU/Non-HBCU	9% / 91%	3% / 97%
MFB/No Football	54% / 46%	63% / 37%
Largest Enrollment (quartile)	25%	29%
Smallest Enrollment (quartile)	25%	21%
Midwest	22%	24%
Northeast	17%	22%
South	44%	41%
West	17%	13%

Assistant/associate AD responses

Individual Characteristics

	Division II ('16-17)	Responses (N=319)
Male / Female	62% / 38%	49% / 51%
White / Minority	84% / 16%	86% / 14%

Institutional Characteristics

	Division II	Responses (N=319)
Public/Private	48% / 52%	48% / 52%
HBCU/Non-HBCU	9% / 91%	4% / 96%
MFB/No Football	54% / 46%	54% / 46%
Largest Enrollment (quartile)	25%	35%
Smallest Enrollment (quartile)	25%	19%
Midwest	22%	24%
Northeast	17%	20%
South	44%	36%
West	17%	20%

Conference responses

Commissioners

	Division II ('16-17)	Responses (N=21)
Male / Female	87% / 13%	81% / 19%
White / Minority	92% / 8%	90% / 10%

Conference Staff

	Division II ('16-17)	Responses (N=40)
Male / Female	41% / 59%	37% / 63%
White / Minority	75% / 25%	77% / 23%

Notes on comparisons to 2013 data

- ▶ In most position categories, a change of ± 10 percentage points represents change outside margin of error
 - ▶ Lower for ADs, coaches (~5%)
 - ▶ Higher for conference staff (~15%)
- ▶ Response percentages that are 10 points or more higher than 2013 will be highlighted in **green**; percentages that are 10 points or more lower will be highlighted in **yellow**
- ▶ These are estimates based on known population sizes (we can only estimate population sizes for assistant coaches and athletics staff)
- ▶ Caveats:
 - ▶ Margin estimates based on random sampling
 - ▶ Makeup of coach, athletics staff groups differ from 2013

Demographics

Is your position considered full-time?

	AD	Athl. Staff	Compl.	Coach*	FAR	Conf. Staff
Yes	98%	95%	96%	84%	42%	100%
No	2%	5%	4%	16%	58%	0%

* Head coaches 89% full-time; assistant coaches 61% full-time

Indicate (approximately) the percentage of your time you spend on ...

	AD	Athl. Staff	Compl.	Coach	FAR
Administrative	92%	59%	89%	33%	45%
Coaching	4%	3%	1%	50%	1%
Other	5%	38%	11%	16%	55%

Note: Mean percentages for each category

Percentage of time spent on coaching

	AD	Compl.	Head Coach	Asst. Coach
0%	89%	97%	0%	0%
1-25%	5%	2%	16%	12%
26-50%	6%	1%	45%	39%
More than 50%	0%	0%	39%	49%

How many years have you worked at any Division II institution or conference?

	Pres./ Chanc.	AD	Athl. Staff	Compl.	Coach	FAR	Conf. Staff
< 1 year	2%	0%	2%	2%	1%	0%	0%
1-5 yrs.	32%	23%	37%	36%	43%	18%	33%
6-10 yrs.	19%	16%	23%	32%	24%	18%	25%
11-15 yrs.	18%	19%	16%	10%	14%	13%	16%
16-20 yrs.	10%	15%	10%	11%	8%	18%	15%
21 or more yrs.	19%	27%	13%	9%	9%	34%	11%
Median (yrs.)	10	13	8	8	6	16	10

Have you worked at other Division II institutions or conferences?

	Pres./ Chanc.	AD	Athl. Staff	Compl.	Coach	FAR	Conf. Staff
Yes	37%	38%	30%	37%	34%	14%	56%
No	63%	62%	70%	63%	66%	86%	44%

Have you worked at other levels of college athletics?

	Pres./ Chanc.	AD	Athl. Staff	Compl.	Coach	FAR	Conf. Staff
Yes	79%	72%	60%	51%	62%	31%	66%
Division I	54%	47%	39%	31%	32%	12%	51%
Division III	24%	16%	18%	14%	22%	8%	21%
NAIA	27%	30%	20%	14%	20%	16%	10%
2-Year College	7%	9%	6%	6%	11%	2%	7%

Note: Percentages are for ALL respondents in each category, including those who replied 'No.'

Have you ever been employed at the NCAA national office?

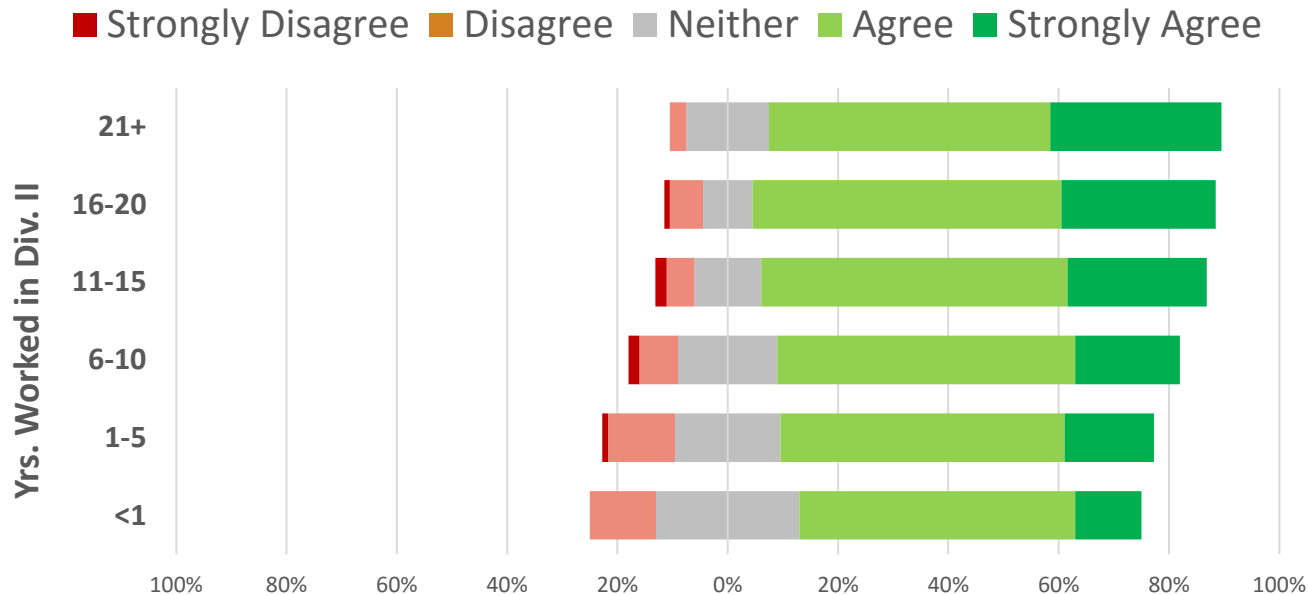
NEW	AD	Athl. Staff	Compl.	Coach	FAR	Conf. Staff
Yes	2%	1%	2%	<1%	0%	16%
Count	6	4	3	4	0	10

I can describe the philosophical differences between the three NCAA divisions

	Pres./ Chanc.	AD	Athl. Staff	Compl.	Coach	FAR	Conf. Staff
Strongly Agree	24%	43%	19%	29%	16%	23%	50%
Agree	54%	51%	48%	49%	56%	55%	40%
Neutral	14%	6%	19%	15%	18%	17%	5%
Disagree	7%	<1%	12%	5%	8%	5%	5%
Strongly Disagree	1%	0%	2%	2%	1%	1%	0%

I can describe the philosophical differences between the three NCAA divisions

All Respondents, by Years Worked at a Division II Institution or Conference



Please rank the top 5 characteristics of Division II that are of most value to you

	Pres./ Chanc.	AD	Athl. Staff	Compl.	Coach	FAR	Conf. Staff
Strategic positioning platform	70%	69%	76%	67%	56%	82%	67%
Partial scholarship model	71%	65%	49%	58%	55%	66%	43%
Membership stability	52%	51%	56%	47%	60%	52%	51%
Community engagement	57%	46%	56%	64%	56%	64%	34%
Championships participation ratio	35%	61%	52%	55%	62%	29%	59%
Regionalization philosophy	46%	47%	44%	40%	49%	40%	43%
Div. II membership diversity	44%	26%	45%	37%	40%	42%	20%
1 school, 1 vote	36%	48%	26%	45%	23%	42%	43%
Enhancement fund distribution	28%	37%	18%	27%	13%	12%	41%
Make-a-Wish partnership	6%	7%	22%	16%	19%	26%	7%
Media exposure opportunities	12%	9%	14%	10%	23%	6%	8%
Conference grant program	16%	17%	18%	15%	11%	18%	64%
Championship festivals	5%	10%	14%	12%	16%	10%	21%

Note: Percentages represent frequency of top-5 ranking by respondents in the respective category.
 Characteristics listed in top 5 most often in dark red; listed in top 5 more than 50% in light red.

Operations

To whom do you directly report?

	AD	Athl. Staff	Compl.	Coach*	FAR
President/Chancellor	65%	<1%	2%	<1%	79%
Chief Financial Officer	3%				2%
Chief Academic Officer	<1%				6%
Chief Student Affairs Officer	16%	1%			1%
VP/Dir. Communications/Univ. Rel.	2%	2%	1%		
Provost/Other VP	11%	1%	1%	<1%	4%
AD		67%	88%	65%	7%
Associate/Assistant AD		15%	7%	16%	1%
Head Coach		<1%	1%	18%	
Medical Officer/Trainer		13%		<1%	
Other	2%	1%	2%	<1%	

* *Head Coaches: 80% report to AD, 19% to Assoc./Asst. AD*
Assistant Coaches: 91% report to Head Coach, 7% to AD

To whom do you indirectly report or report via a 'dotted line'?

	AD	Athl. Staff	Compl.	Coach	FAR
None	44%	20%	20%	6%	23%
President/Chancellor	40%	28%	52%	36%	30%
Chief Financial Officer	13%	7%	4%	8%	2%
Chief Academic Officer	3%	1%	3%	4%	13%
Chief Student Affairs Officer	7%	7%	12%	9%	8%
VP/Dir. Communications/Univ. Rel.	2%	8%	1%	6%	2%
Provost/Other VP	7%	8%	9%	9%	24%
AD		43%	20%	56%	41%
Associate/Assistant AD		20%	8%	43%	17%
Head Coach		6%	2%	8%	3%
Medical Officer/Trainer		8%	1%	7%	2%
Other	5%	5%	7%	3%	3%

Note: Totals may exceed 100% due to multiple dotted-line reporting.

Are you a member of your president/chancellor's senior leadership team (cabinet)?

	AD	Athl. Staff	Compl.	Coach	FAR
Yes	52%	1%	2%	<1%	3%
No	48%	99%	98%	99+%	97%

Athletics department staffing

Staff members by category

	Full-Time		Part-Time		Volunteer	GA/Intern
	Exempt	Non-Exempt	Exempt	Non-Exempt		
Mean	26.5	2.2	6.3	4.4	5.4	7.3
Median	25.0	1.0	3.0	0	4.0	4.5

Note: Staffing reported only by ADs (N=236)

Does your institution [conference] have a written and documented strategic plan for athletics?

	AD	Commissioner
Yes	71%	100%
No	26%	0%
Unsure	3%	0%

The gender-equity plan for athletics is ...

A stand-alone document for the athletics department	41%
Included in the institution's gender-equity plan	39%
Included in the gender-equity plan of another department	7%
I am unaware of a gender-equity plan for athletics	7%
N/A (my institution does not have a gender-equity plan)	6%

Note: AD responses only (N=258)

NEW

The diversity and inclusion plan for athletics is ...

Included in the institution's diversity and inclusion plan	53%
A stand-alone document for the athletics department	23%
I am unaware of a diversity and inclusion plan for athletics	9%
Included in the diversity and inclusion plan of another department	8%
N/A (my institution does not have a diversity and inclusion plan)	7%

Note: AD responses only (N=256)

How involved is your institution's financial aid office in the certification of financial aid for student-athletes?

Highly involved	81%
Somewhat involved	17%
Not involved	3%

Note: AD responses only (N=259)

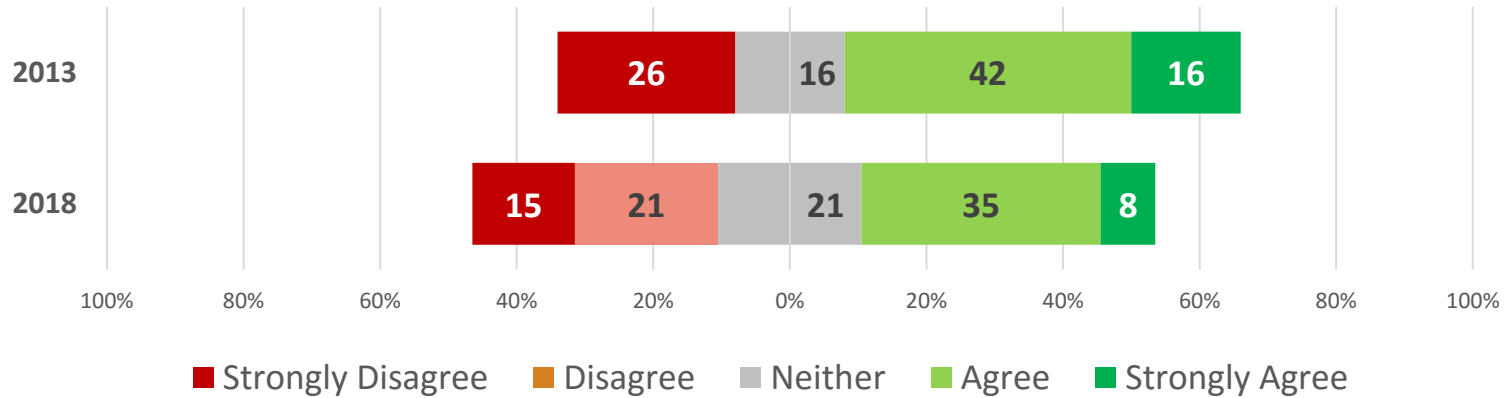
How involved is your institution's registrar's office in the certification of eligibility for student-athletes?

Highly involved	74%
Somewhat involved	22%
Not involved	4%

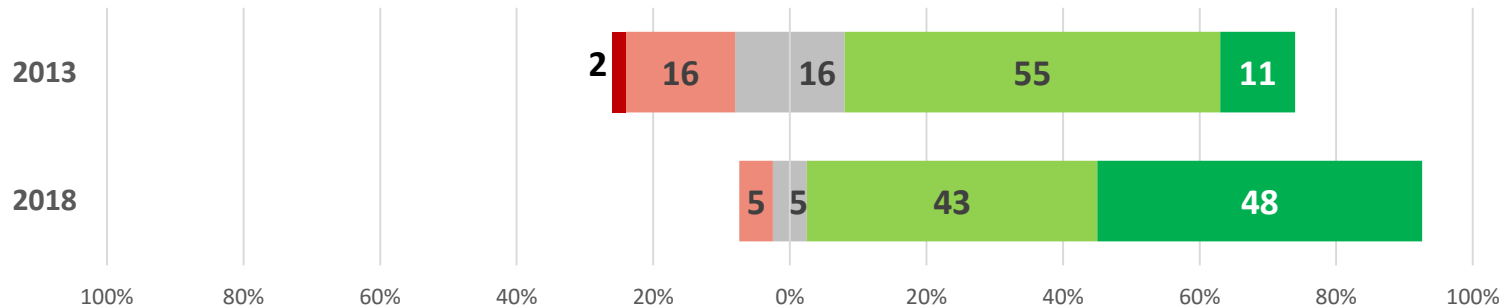
Note: AD responses only (N=259)

My school [conference] has allocated a sufficient budget to allow for the effective operation of the athletics department [conference]

Directors of Athletics



Commissioners



NEW

My school has allocated a sufficient budget to allow for the effective operation of athletics compliance

Strongly Agree	18%
Agree	48%
Neutral	16%
Disagree	15%
Strongly Disagree	3%

Note: AD responses only (N=258)

NEW

My school has allocated sufficient staffing to allow for the effective operation of athletics compliance

Strongly Agree	14%
Agree	42%
Neutral	20%
Disagree	19%
Strongly Disagree	5%

Note: AD responses only (N=257)

NEW

My compliance administrator(s) has the necessary resources (e.g., materials, professional development) for the effective operation of athletics compliance

Strongly Agree	25%
Agree	57%
Neutral	12%
Disagree	5%
Strongly Disagree	1%

Note: AD responses only (N=260)

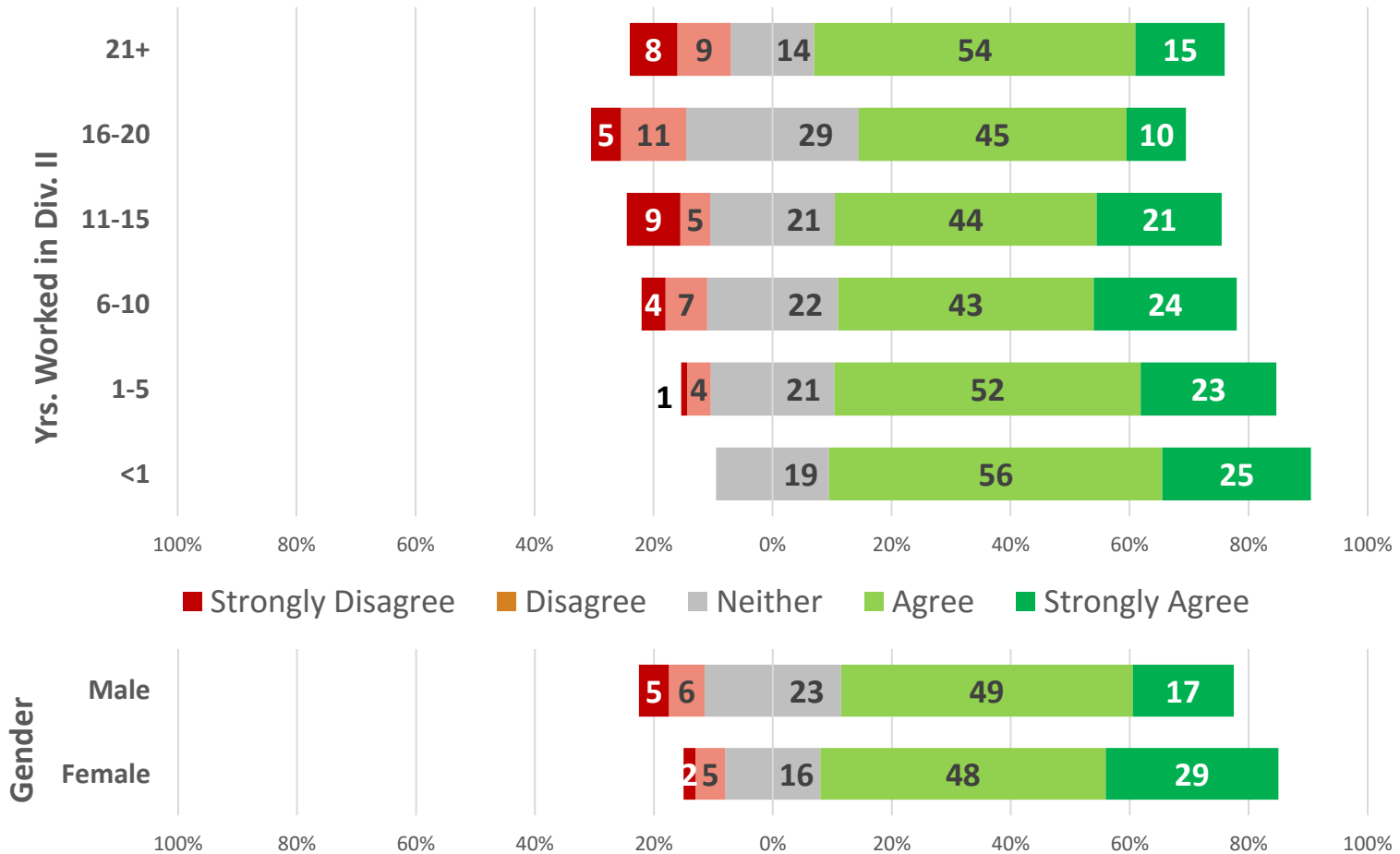
Strategic Positioning, Branding and Communication

Division II's Life in the Balance model is the 'right way' to approach intercollegiate athletics

	Pres./ Chanc.	AD	Athl%. Staff	Compl.	Coach	FAR	Conf. Staff
Strongly Agree	55%	47%	41%	37%	21%	73%	45%
Agree	35%	40%	47%	53%	48%	24%	48%
Neutral	9%	9%	10%	7%	21%	2%	7%
Disagree	1%	3%	1%	1%	6%	1%	0%
Strongly Disagree	0%	1%	2%	2%	4%	1%	0%

Division II's Life in the Balance model is the 'right way' to approach intercollegiate athletics

Coaches Only, by Years Worked in Division II and Gender



The 'Make It Yours' brand established pride for my institution in Division II

NEW	Pres./ Chanc.	AD	Athl. Staff	Compl.	Coach	FAR
Strongly Agree	13%	12%	11%	6%	9%	13%
Agree	34%	33%	37%	43%	33%	37%
Neutral	43%	37%	36%	37%	39%	42%
Disagree	8%	14%	12%	10%	13%	6%
Strongly Disagree	3%	3%	5%	3%	6%	2%

‘Make It Yours’ highlights Division II’s unique characteristics (e.g., Life in the Balance, strong academics and athletics, community engagement)

NEW	Pres./ Chanc.	AD	Athl. Staff	Compl.	Coach	FAR	Conf. Staff
Strongly Agree	16%	16%	13%	16%	11%	22%	10%
Agree	48%	48%	50%	49%	42%	41%	47%
Neutral	25%	26%	24%	25%	30%	25%	31%
Disagree	7%	9%	9%	8%	13%	10%	9%
Strongly Disagree	4%	2%	4%	2%	4%	2%	3%

The 'Make It Yours' Division II tagline ...

NEW	Pres./ Chanc.	AD	Athl. Staff	Compl.	Coach	FAR	SID/ Comm
Has been embraced on my campus in various ways	9%	6%	14%	11%	17%	11%	12%
Has somewhat resonated, but additional promotion of the brand needs to be done	56%	54%	52%	59%	48%	57%	50%
Has not been embraced on my campus, and my <u>institution</u> needs to better promote the brand	16%	26%	22%	20%	18%	21%	22%
Has not been embraced on my campus, and <u>Division II</u> needs to better promote the brand	19%	13%	12%	10%	17%	10%	16%

Communication from the national office to the Division II membership about the Strategic Positioning Platform has been effective

	Pres./ Chanc.	AD	Athl. Staff	Compl.	Coach	FAR	Conf. Staff
Agree/Strongly Agree	57%	69%	50%	63%	36%	73%	83%
Neutral	34%	25%	37%	28%	47%	19%	10%
Disagree/Strongly	9%	6%	13%	9%	17%	7%	7%

Communication from the national office to external constituents (e.g., media, parents) about the Strategic Positioning Platform has been effective

	Pres./ Chanc.	AD	Athl. Staff	Compl.	Coach	FAR	Conf. Staff
Agree/Strongly Agree	41%	44%	29%	27%	26%	41%	46%
Neutral	42%	37%	46%	45%	47%	47%	40%
Disagree/Strongly	17%	19%	25%	29%	27%	11%	14%

NEW

Please provide a word or phrase that you believe defines the Division II experience (for example, define what 'It' in 'Make It Yours' means to you)

ability academics advantage aspects athletics
balance believe best better campus career championship character choice
choose classroom college collegiate commitment community
compete competition complete control create define development different
dii diverse division education embrace encompassing engagement environment
everything excellence experience family field fit flexibility focus
future gives goals graduation growth help holistic idea ii individual institution intercollegiate
involvement journey level life making means moment ncaa needs nothing
opportunity overall ownership participation personal
play positive preparation pride program proper quality refers responsibility rounded school social
sport strong student student-athlete success sure
tagline team think total true unique university well-rounded whatever whole work

The current status of Division II within the NCAA concerns me

	Pres./ Chanc.	AD	Athl. Staff	Compl.	Coach	FAR	Conf. Staff
Agree/Strongly Agree	29%	21%	28%	22%	37%	26%	22%
Neutral	31%	25%	30%	23%	36%	24%	22%
Disagree/Strongly	40%	54%	42%	55%	27%	50%	56%

The current status of intercollegiate athletics concerns me

NEW	Pres./ Chanc.	AD	Athl. Staff	Compl.	Coach	FAR	Conf. Staff
Agree/Strongly Agree	61%	64%	58%	61%	54%	68%	68%
Neutral	17%	15%	19%	16%	23%	15%	8%
Disagree/Strongly	22%	20%	22%	23%	22%	17%	23%

I am provided the opportunity to effectively communicate with the national office staff

	Pres./ Chanc.	AD	Athl. Staff	Compl.	Coach	FAR	Conf. Staff
Agree/Strongly Agree	65%	80%	55%	80%	30%	74%	92%
Neutral	27%	15%	30%	14%	44%	23%	8%
Disagree/Strongly	8%	5%	15%	6%	25%	3%	0%

I am aware of where to obtain Division II information from the NCAA that is pertinent to my job

	Pres./ Chanc.	AD	Athl. Staff	Compl.	Coach	FAR	Conf. Staff
Agree/Strongly Agree	85%	91%	81%	95%	71%	94%	88%
Neutral	8%	6%	10%	1%	17%	4%	10%
Disagree/Strongly	7%	3%	9%	5%	13%	1%	2%

The monthly Division II newsletter, highlighting links to news throughout the membership, is an asset

NEW	Pres./ Chanc.	AD	Athl. Staff	Compl.	Coach	FAR	Conf. Staff
Agree/Strongly Agree	63%	77%	58%	76%	57%	69%	73%
Neutral	31%	19%	36%	18%	34%	28%	20%
Disagree/Strongly	6%	4%	7%	7%	9%	4%	7%

It is important for the national office to regularly communicate information regarding the work of Division II governance committees

	Pres./ Chanc.	AD	Athl. Staff	Compl.	Coach	FAR	Conf. Staff
Agree/Strongly Agree	89%	95%	88%	98%	84%	96%	97%
Neutral	10%	4%	11%	1%	14%	4%	3%
Disagree/Strongly	1%	1%	1%	1%	2%	1%	0%

Rank how you would prefer to receive communication related to your job

Mean ranking (5 is highest)

	Pres./ Chanc.	AD	Athl. Staff	Compl.	Coach	FAR	Conf. Staff
Email	4.9	4.9	4.9	4.9	4.9	5.0	4.9
Website	2.5	3.0	3.1	3.4	2.9	2.9	3.2
Social media	1.3	2.0	2.1	2.2	2.1	1.6	2.6
Mail	2.3	2.4	2.1	2.0	1.9	2.0	1.3
Phone	1.3	2.0	2.1	2.2	2.1	1.6	2.6

Note: Responses listed by overall average rank

Are there any other ways you would prefer to receive communication related to your job?

ad administration app athletic best campus coaches communication
conference convention face information media
meetings message ncaa newsletter office person rules
staff text think via webinars

Which of the following Division II resources are you aware of?

	Pres./ Chanc.	AD	Athl. Staff	Compl.	Coach	FAR	SID/ Comm.	Conf. Staff
Videos/PSAs	44%	76%	52%	64%	40%	57%	71%	93%
Facts & Figures doc.	63%	79%	37%	69%	27%	64%	60%	85%
Strat. Pos. Platform	58%	80%	33%	50%	22%	55%	44%	85%
Strat. plan & reports	53%	66%	30%	39%	22%	53%	35%	78%
D2 priorities	57%	62%	25%	44%	23%	48%	26%	78%
Tools to tell D2 story	45%	67%	26%	48%	17%	54%	53%	80%
Annual D2 Yearbook	48%	74%	25%	52%	16%	47%	22%	85%
Identity workshops	19%	62%	28%	49%	21%	33%	21%	82%
Purchasing website	19%	80%	31%	58%	11%	18%	78%	95%
None	9%	1%	27%	4%	34%	10%	7%	0%

*Note: Percentages represent frequency of selection by the respective response group.
Totals may exceed 100% due to multiple selections.*

NCAA.org is an effective source for obtaining Division II resources

	Pres./ Chanc.	AD	Athl. Staff	Compl.	Coach	FAR	SID/ Comm.	Conf. Staff
Agree/Strongly	73%	81%	77%	88%	72%	86%	81%	80%
Neutral	23%	13%	17%	5%	21%	11%	13%	13%
Disagree/Strongly	4%	6%	6%	7%	7%	3%	5%	7%

NCAA.com is an effective website for promoting Division II championship events

	Pres./ Chanc.	AD	Athl. Staff	Compl.	Coach	FAR	SID/ Comm.	Conf. Staff
Agree/Strongly	64%	70%	64%	58%	63%	67%	57%	47%
Neutral	30%	18%	20%	25%	22%	26%	18%	25%
Disagree/Strongly	7%	11%	16%	17%	15%	6%	26%	28%

NCAA.com/D2 provides quality national coverage of Division II athletics

	Pres./ Chanc.	AD	Athl. Staff	Compl.	Coach	FAR	SID/ Comm.	Conf. Staff
Agree/Strongly	62%	66%	60%	62%	53%	63%	55%	56%
Neutral	31%	22%	28%	27%	30%	33%	24%	26%
Disagree/Strongly	7%	12%	12%	11%	17%	5%	21%	18%

It is important for Division II to spend a portion of its annual budget to broadcast games offered through a regular-season media agreement

NEW	Pres./ Chanc.	AD	Athl. Staff	Compl.	Coach	FAR	SID/ Comm.	Conf. Staff
Agree/Strongly	80%	82%	79%	81%	78%	79%	79%	73%
Neutral	14%	11%	13%	16%	17%	15%	11%	8%
Disagree/Strongly	6%	7%	7%	4%	6%	6%	10%	19%

Division II's regular-season media agreement is a valuable tool in promoting Division II athletics to external audiences

	Pres./ Chanc.	AD	Athl. Staff	Compl.	Coach	FAR	SID/ Comm.	Conf. Staff
Agree/Strongly	80%	83%	82%	85%	71%	83%	85%	69%
Neutral	16%	10%	12%	11%	18%	14%	8%	17%
Disagree/Strongly	4%	8%	6%	5%	10%	3%	8%	14%

The division's brand could be enhanced by streaming games offered through the regular-season media agreement on Division II's Facebook and Twitter pages

NEW	Pres./ Chanc.	AD	Athl. Staff	Compl.	Coach	FAR	SID/ Comm.	Conf. Staff
Agree/Strongly	81%	86%	85%	91%	86%	80%	84%	76%
Neutral	17%	10%	13%	7%	12%	18%	13%	12%
Disagree/Strongly	2%	5%	2%	2%	2%	2%	3%	12%

There is value in hosts streaming preliminary rounds of Division II championships

NEW	Pres./ Chanc.	AD	Athl. Staff	Compl.	Coach	FAR	Conf. Staff
Agree/Strongly Agree	88%	95%	93%	95%	92%	90%	97%
Neutral	12%	4%	6%	5%	7%	9%	3%
Disagree/Strongly	1%	1%	1%	1%	1%	1%	0%

Have you ever watched a Division II championships selection show?

	Pres./ Chanc.	AD	Athl. Staff	Compl.	Coach	FAR	Conf. Staff
Yes	48%	88%	79%	81%	70%	49%	95%
No	52%	12%	21%	19%	30%	51%	5%

The selection shows provide schools with a good platform to announce postseason competition to the community, alumni and fans

	Pres./ Chanc.	AD	Athl. Staff	Compl.	Coach	FAR	Conf. Staff
Agree/Strongly Agree	81%	89%	84%	88%	84%	84%	65%
Neutral	16%	8%	8%	9%	10%	16%	16%
Disagree/Strongly	4%	3%	7%	3%	6%	0%	18%

Note: Only responses from those who reported watching a selection show.

The current structure of the selection shows is effective for the announcement of Division II championships

	Pres./ Chanc.	AD	Athl. Staff	Compl.	Coach	FAR	Conf. Staff
Agree/Strongly Agree	71%	77%	72%	76%	70%	76%	36%
Neutral	25%	14%	14%	14%	18%	21%	16%
Disagree/Strongly	4%	9%	14%	10%	12%	3%	48%

Note: Only responses from those who reported watching a selection show.

Rate the quality of the Division II championships selection shows

	Pres./ Chanc.	AD	Athl. Staff	Compl.	Coach	FAR	Conf. Staff
Excellent	12%	9%	2%	4%	5%	9%	2%
Very Good	39%	40%	34%	35%	25%	48%	11%
Good	39%	33%	42%	46%	47%	41%	25%
Fair	8%	15%	17%	14%	19%	3%	47%
Poor	1%	2%	4%	1%	4%	0%	15%

Note: Only responses from those who reported watching a selection show.

The quality of the selection shows has improved in the last five years

NEW	Pres./ Chanc.	AD	Athl. Staff	Compl.	Coach	FAR	Conf. Staff
Agree/Strongly Agree	61%	69%	63%	66%	60%	81%	37%
Neutral	39%	26%	29%	31%	34%	19%	37%
Disagree/Strongly	0%	5%	8%	4%	5%	0%	25%

Note: Only responses from those who reported watching a selection show.

Announcing the #1 seed for each region via social media prior to the selection show is effective in building excitement for the championship

NEW	Pres./ Chanc.	AD	Athl. Staff	Compl.	Coach	FAR	Conf. Staff
Agree/Strongly Agree	52%	49%	35%	42%	45%	43%	47%
Neutral	33%	27%	29%	23%	28%	43%	30%
Disagree/Strongly	14%	24%	36%	35%	27%	13%	23%

Have you ever watched a Division II championship webcast through NCAA.com or the NCAA sports app?

NEW	Pres./ Chanc.	AD	Athl. Staff	Compl.	Coach	FAR	Conf. Staff
Yes	44%	72%	64%	64%	66%	43%	86%
No	56%	28%	36%	36%	34%	57%	14%

The championship webcasts represent the division in a positive way

NEW	Pres./ Chanc.	AD	Athl. Staff	Compl.	Coach	FAR	Conf. Staff
Agree/Strongly Agree	89%	96%	90%	95%	80%	95%	76%
Neutral	10%	4%	9%	3%	16%	5%	14%
Disagree/Strongly	1%	0%	2%	2%	4%	0%	10%

Note: Only responses from those who reported watching a webcast.

The overall production of the webcasts is good

NEW	Pres./ Chanc.	AD	Athl. Staff	Compl.	Coach	FAR	Conf. Staff
Agree/Strongly Agree	79%	86%	79%	82%	68%	84%	78%
Neutral	14%	12%	14%	13%	19%	10%	16%
Disagree/Strongly	7%	2%	7%	5%	12%	6%	6%

Note: Only responses from those who reported watching a webcast.

Rate the quality of the Division II championships webcasts on NCAA.com

NEW	Pres./ Chanc.	AD	Athl. Staff	Compl.	Coach	FAR	Conf. Staff
Excellent	10%	11%	9%	5%	5%	6%	2%
Very Good	46%	55%	40%	42%	32%	52%	35%
Good	39%	31%	43%	46%	47%	37%	53%
Fair	3%	3%	7%	7%	15%	5%	8%
Poor	1%	0%	1%	0%	2%	0%	2%

Note: Only responses from those who reported watching a webcast.

Student-Athlete Advisory Committees (SAACs)

My campus SAAC meets at least ...

Weekly	7%
Monthly	86%
Once a semester	3%
Yearly	0%
As needed	3%

Note: AD responses only (N=265)

The SAAC on my campus ...

Is an organized leadership group

	Pres./ Chanc.	AD	Athl. Staff	Compl.	Coach	FAR
Agree/Strongly Agree	91%	91%	85%	84%	84%	87%
Neutral	5%	6%	8%	9%	11%	8%
Disagree/Strongly	3%	3%	6%	7%	5%	4%

Is a productive leadership group

	Pres./ Chanc.	AD	Athl. Staff	Compl.	Coach	FAR
Agree/Strongly Agree	87%	78%	70%	69%	73%	79%
Neutral	8%	16%	18%	19%	20%	17%
Disagree/Strongly	5%	6%	11%	12%	8%	5%

The SAAC on my campus ...

Is a recognized leadership group

	Pres./ Chanc.	AD	Athl. Staff	Compl.	Coach	FAR
Agree/Strongly Agree	77%	72%	69%	58%	76%	65%
Neutral	17%	20%	17%	21%	16%	24%
Disagree/Strongly	6%	7%	14%	21%	8%	11%

Can influence change

NEW	Pres./ Chanc.	AD	Athl. Staff	Compl.	Coach	FAR
Agree/Strongly Agree	84%	77%	67%	63%	69%	76%
Neutral	12%	18%	21%	23%	22%	19%
Disagree/Strongly	5%	5%	11%	14%	9%	5%

Members of the SAAC on my campus ...

Are more engaged in non-athletic campus events than other student-athletes

	Pres./ Chanc.	AD	Athl. Staff	Compl.	Coach	FAR
Agree/Strongly Agree	47%	55%	52%	45%	53%	57%
Neutral	40%	32%	29%	32%	34%	34%
Disagree/Strongly	12%	13%	19%	23%	13%	9%

Coordinate most of the community engagement and service events associated with our athletics department

	Pres./ Chanc.	AD	Athl. Staff	Compl.	Coach	FAR
Agree/Strongly Agree	57%	56%	54%	50%	54%	68%
Neutral	31%	20%	22%	18%	25%	21%
Disagree/Strongly	12%	23%	24%	32%	20%	11%

My school relies on SAAC members to communicate information to other student-athletes

	Pres./ Chanc.	AD	Athl. Staff	Compl.	Coach	FAR
Agree/Strongly Agree	66%	72%	69%	62%	63%	77%
Neutral	22%	17%	18%	21%	23%	14%
Disagree/Strongly	11%	11%	13%	18%	14%	9%

My school allocates resources to support the SAAC

NEW	Pres./ Chanc.	AD	Athl. Staff	Compl.	Coach	FAR
Agree/Strongly Agree	78%	77%	72%	62%	67%	71%
Neutral	18%	13%	16%	16%	23%	17%
Disagree/Strongly	4%	11%	12%	21%	10%	12%

My school includes SAAC's input when decisions impacting the student-athlete experience are made

NEW	Pres./ Chanc.	AD	Athl. Staff	Compl.	Coach	FAR
Agree/Strongly Agree	84%	81%	76%	70%	72%	80%
Neutral	13%	14%	15%	17%	19%	12%
Disagree/Strongly	3%	5%	9%	13%	9%	8%

What kinds of changes has your SAAC made to benefit your student-athletes or your campus?



Championships

Please rank the top 5 priorities in importance in the allocation of championships resources

	Pres./ Chanc.	AD	Athl. Staff	Compl.	Coach	FAR	Conf. Staff
Increase per diem	69%	72%	56%	64%	55%	56%	45%
Television exposure	58%	39%	52%	54%	51%	56%	57%
Reimburse local transportation	59%	69%	54%	61%	37%	58%	67%
Minimize 1 st -round conf. opponents	33%	58%	57%	56%	44%	43%	76%
Ensure #1 seed in region can host	48%	44%	56%	48%	43%	66%	53%
Increase travel party sizes	33%	53%	55%	46%	48%	39%	24%
Increase bracket sizes	32%	50%	28%	34%	53%	40%	48%
Select nationally vs. regionally	22%	40%	36%	36%	43%	14%	41%
Student-athlete awards	42%	21%	32%	30%	35%	45%	33%
Student-athlete mementos	24%	21%	36%	33%	36%	32%	34%
Increase squad sizes	25%	26%	27%	31%	39%	29%	21%

*Note: Percentages represent frequency of top-5 ranking by respondents in the respective category.
Characteristics listed in top 5 most often in dark red; listed in top 5 more than 50% in light red.*

Please rank the top 5 priorities in importance in the allocation of championships resources

Mean ranking (5 is highest)

	Pres./ Chanc.	AD	Athl. Staff	Compl.	Coach	FAR	Conf. Staff
Increase per diem	2.5	2.4	1.7	2.0	1.7	1.7	1.3
Television exposure	1.7	0.9	1.5	1.4	1.3	1.5	1.4
Reimburse local transportation	1.9	2.2	1.6	1.9	1.0	1.8	1.9
Minimize 1 st -round conf. opponents	1.0	1.9	1.9	1.9	1.4	1.3	2.6
Ensure #1 seed in region can host	1.6	1.3	2.0	1.7	1.4	2.3	1.9
Increase travel party sizes	0.9	1.5	1.7	1.3	1.5	1.0	0.5
Increase bracket sizes	1.2	1.7	0.9	1.2	2.0	1.3	1.8
Select nationally vs. regionally	0.7	1.4	1.2	1.2	1.6	0.5	1.5
Student-athlete awards	1.2	0.4	0.8	0.7	0.8	1.4	0.7
Student-athlete mementos	0.5	0.5	0.9	0.8	0.8	0.8	0.8
Increase squad sizes	0.8	0.8	0.8	0.9	1.2	0.8	0.6

Note: Characteristics ordered by frequency of top-5 ranking by all respondents.
Characteristics most often ranked #1 listed in dark red.

I support a predetermined site for regional play in order to provide a more consistent and quality experience related to hotels

NEW	AD	Athl. Staff	Compl.	Coach	FAR	Conf. Staff
Agree/Strongly Agree	46%	46%	55%	48%	51%	28%
Neutral	19%	21%	14%	22%	30%	21%
Disagree/Strongly	34%	34%	31%	30%	19%	52%

I believe the NCAA should allow preliminary-round hosts to provide a home-game environment instead of a neutral environment (current practice)

NEW	AD	Athl. Staff	Compl.	Coach	FAR	Conf. Staff
Agree/Strongly Agree	53%	60%	60%	58%	57%	45%
Neutral	15%	20%	18%	22%	22%	14%
Disagree/Strongly	32%	19%	22%	21%	21%	41%

The current awards structure appropriately recognizes student-athletes and teams for participation in postseason competition

	AD	Athl. Staff	Compl.	Coach	FAR	Conf. Staff
Agree/Strongly Agree	67%	57%	61%	49%	67%	75%
Neutral	23%	30%	28%	32%	31%	15%
Disagree/Strongly	10%	13%	11%	19%	3%	11%

The student-athlete mementos distributed by the NCAA are a good use of NCAA funds

	AD	Athl. Staff	Compl.	Coach	FAR	Conf. Staff
Agree/Strongly Agree	71%	57%	64%	56%	59%	79%
Neutral	19%	31%	25%	31%	29%	12%
Disagree/Strongly	11%	13%	11%	13%	12%	10%

The division should pursue opportunities for combined Division II championships for like sports (e.g., Division II men’s and women’s basketball)

	Pres./ Chanc.	AD	Athl. Staff	Compl.	Coach	FAR	Conf. Staff
Agree/Strongly Agree	79%	69%	69%	72%	53%	77%	84%
Neutral	14%	16%	15%	16%	25%	19%	7%
Disagree/Strongly	6%	14%	16%	13%	22%	5%	9%

The division should pursue opportunities for combined championships models that include Divisions I, II, III

	Pres./ Chanc.	AD	Athl. Staff	Compl.	Coach	FAR	Conf. Staff
Agree/Strongly Agree	38%	59%	47%	47%	50%	38%	69%
Neutral	25%	18%	19%	16%	21%	23%	17%
Disagree/Strongly	38%	23%	34%	37%	28%	39%	14%

The division should pursue opportunities for additional Division II championships to be held in the same city and on the same dates

	Pres./ Chanc.	AD	Athl. Staff	Compl.	Coach	FAR	Conf. Staff
Agree/Strongly Agree	64%	56%	53%	55%	44%	60%	55%
Neutral	29%	26%	27%	29%	30%	31%	28%
Disagree/Strongly	8%	18%	20%	17%	26%	9%	17%

Have you ever attended a Division II National Championships Festival?

	Pres./ Chanc.	AD	Athl. Staff	Compl.	Coach	FAR	Conf. Staff
Yes	19%	43%	31%	27%	29%	11%	55%
No	81%	57%	69%	73%	71%	89%	45%

The student-athlete experience at the festival is worth the financial investment by Division II

Among those who have attended a festival

NEW	Pres./ Chanc.	AD	Athl. Staff	Compl.	Coach	FAR	Conf. Staff
Agree/Strongly Agree	73%	77%	75%	84%	56%	86%	81%
Neutral	15%	13%	9%	5%	17%	14%	13%
Disagree/Strongly	12%	11%	16%	12%	27%	0%	6%

Among those who have not attended a festival

NEW	Pres./ Chanc.	AD	Athl. Staff	Compl.	Coach	FAR	Conf. Staff
Agree/Strongly Agree	75%	59%	49%	60%	35%	61%	58%
Neutral	13%	29%	34%	29%	45%	33%	32%
Disagree/Strongly	13%	12%	16%	11%	20%	5%	11%

Note: 50% of those who have not attended a festival did not answer this question.

Division II should host a championship festival in the ...

Percent Agree or Strongly Agree

NEW	Pres./ Chanc.	AD	Athl. Staff	Compl.	Coach	FAR	Conf. Staff
Fall	51%	59%	53%	66%	35%	58%	75%
Winter	69%	51%	52%	66%	35%	55%	70%
Spring	73%	64%	59%	74%	43%	68%	77%

The fall festival should include ...

Percent Endorsing

NEW	Pres./ Chanc.	AD	Athl. Staff	Compl.	Coach	FAR	Conf. Staff
M/W Cross Country	60%	76%	66%	77%	46%	73%	79%
Field Hockey	27%	60%	57%	65%	40%	60%	71%
Football	33%	26%	35%	41%	37%	33%	26%
M/W Soccer	71%	76%	76%	88%	56%	75%	85%
W Volleyball	67%	76%	73%	82%	53%	74%	76%

The winter festival should include ...

Percent Endorsing

NEW	Pres./ Chanc.	AD	Athl. Staff	Compl.	Coach	FAR	Conf. Staff
M Basketball	67%	57%	63%	73%	54%	62%	60%
W Basketball	70%	57%	64%	74%	52%	62%	60%
M/W Swimming	50%	59%	57%	66%	41%	53%	73%
M/W Indoor Track	57%	63%	55%	65%	42%	57%	76%
Wrestling	37%	59%	53%	71%	42%	57%	77%

The spring festival should include ...

Percent Endorsing

NEW	Pres./ Chanc.	AD	Athl. Staff	Compl.	Coach	FAR	Conf. Staff
Baseball	62%	56%	55%	69%	48%	63%	52%
M Golf	47%	62%	55%	67%	42%	60%	69%
W Golf	47%	61%	54%	65%	42%	61%	69%
M Lacrosse	43%	60%	59%	63%	43%	60%	68%
W Lacrosse	49%	62%	58%	64%	42%	58%	73%
Rowing	15%	36%	36%	42%	29%	44%	48%
Softball	62%	70%	63%	77%	50%	66%	69%
M/W Tennis	53%	70%	61%	79%	47%	66%	77%
M/W Outdoor Track	51%	59%	54%	67%	43%	59%	69%

Rank order the components of the Division II National Championships Festivals by importance

	Pres./ Chanc.	AD	Athl. Staff	Compl.	Coach	FAR	Conf. Staff
Multiple championships at 1 site	70%	82%	76%	85%	63%	100%	87%
Per diem to stay duration of fest.	48%	64%	59%	61%	71%	36%	81%
Flexibility on arrival and departure	48%	62%	64%	51%	60%	57%	52%
Opening ceremony	61%	64%	52%	54%	55%	36%	65%
Community engagement activity	70%	58%	53%	63%	44%	43%	61%
NCAA-provided daily breakfast	26%	46%	44%	59%	57%	7%	42%
SA interactive lounges	35%	35%	46%	51%	34%	57%	35%
Programming for eliminated SAs	26%	24%	36%	34%	38%	57%	39%
SA study lounges	52%	21%	28%	27%	24%	50%	29%
Closing ceremony	22%	24%	11%	12%	16%	7%	6%
<i>Respondents (attended festival)</i>	<i>23</i>	<i>107</i>	<i>128</i>	<i>41</i>	<i>293</i>	<i>14</i>	<i>31</i>

Note: Percentages represent frequency of top-5 ranking by respondents in the respective category who had attended a festival. Characteristics listed in top 5 most often in dark red; listed in top 5 more than 50% in light red.

I support the regionalization model for Division II national championships

	Pres./ Chanc.	AD	Athl. Staff	Compl.	Coach	FAR	Conf. Staff
Agree/Strongly Agree	90%	75%	67%	69%	51%	83%	67%
Neutral	7%	10%	17%	13%	20%	12%	17%
Disagree/Strongly	3%	15%	17%	18%	29%	5%	16%

The regionalization model causes my institution [in my conference] to schedule most regular-season contests with in-region opponents

	Pres./ Chanc.	AD	Athl. Staff	Compl.	Coach	FAR	Conf. Staff
Agree/Strongly Agree	79%	91%	85%	89%	74%	81%	77%
Neutral	18%	7%	12%	8%	19%	16%	9%
Disagree/Strongly	3%	2%	3%	4%	7%	3%	14%

The regionalization model results in savings for my institution's [in my conference] travel budget

	Pres./ Chanc.	AD	Athl. Staff	Compl.	Coach	FAR	Conf. Staff
Agree/Strongly Agree	81%	73%	68%	69%	52%	75%	73%
Neutral	13%	16%	24%	18%	29%	21%	16%
Disagree/Strongly	7%	11%	8%	13%	18%	4%	11%

By Football Sponsorship, U.S. Census Region

	Sponsors MFB		Census Region			
	MFB	No MFB	Midwest	Northeast	South	West
Agree/Strongly Agree	60%	65%	56%	70%	63%	60%
Neutral	26%	22%	27%	23%	24%	23%
Disagree/Strongly	14%	13%	17%	7%	13%	17%

The regionalization model helps to limit missed class time for student-athletes

	Pres./ Chanc.	AD	Athl. Staff	Compl.	Coach	FAR	Conf. Staff
Agree/Strongly Agree	86%	70%	68%	66%	52%	78%	68%
Neutral	9%	18%	21%	23%	26%	16%	18%
Disagree/Strongly	5%	13%	11%	11%	22%	7%	14%

By Football Sponsorship, U.S. Census Region

	Sponsors MFB		Census Region			
	MFB	No MFB	Midwest	Northeast	South	West
Agree/Strongly Agree	61%	64%	58%	71%	62%	58%
Neutral	22%	22%	22%	20%	22%	25%
Disagree/Strongly	17%	14%	20%	9%	16%	17%

Automatic qualification is the most important component of Division II national championships

	Pres./ Chanc.	AD	Athl. Staff	Compl.	Coach	FAR	Conf. Staff
Agree/Strongly Agree	49%	63%	48%	59%	48%	54%	66%
Neutral	39%	22%	39%	30%	33%	35%	21%
Disagree/Strongly	12%	15%	13%	11%	19%	11%	14%

I prefer national bracketing over regional bracketing

NEW	Pres./ Chanc.	AD	Athl. Staff	Compl.	Coach	FAR	Conf. Staff
Agree/Strongly Agree	18%	40%	38%	36%	49%	21%	44%
Neutral	29%	20%	30%	25%	26%	25%	11%
Disagree/Strongly	53%	40%	32%	38%	25%	54%	45%

I prefer national bracketing over regional bracketing, even if that meant a reduction in bracket sizes or a decrease in travel party sizes

NEW	Pres./ Chanc.	AD	Athl. Staff	Compl.	Coach	FAR	Conf. Staff
Agree/Strongly Agree	14%	18%	26%	19%	26%	17%	23%
Neutral	28%	16%	26%	21%	23%	25%	19%
Disagree/Strongly	58%	66%	48%	60%	51%	58%	58%

How should regional berths in Division II brackets be determined?

NEW	Pres./ Chanc.	AD	Athl. Staff	Compl.	Coach	FAR	Conf. Staff
Access ratios	13%	27%	17%	20%	20%	15%	43%
Equal access	17%	12%	20%	9%	20%	22%	5%
Depends on sport	70%	60%	63%	71%	61%	63%	52%

By U.S. Census Region

NEW	Athletics Directors				Coaches			
	MW	NE	S	W	MW	NE	S	W
Access ratios	34%	27%	20%	40%	24%	19%	19%	13%
Equal access	7%	8%	17%	10%	15%	22%	21%	18%
Depends on sport	59%	65%	63%	50%	60%	59%	59%	69%

I support the regional rounds of national championships being held at neutral sites, not affiliated with a Division II campus

NEW	Pres./ Chanc.	AD	Athl. Staff	Compl.	Coach	FAR	Conf. Staff
Agree/Strongly Agree	36%	28%	27%	35%	34%	32%	17%
Neutral	22%	23%	27%	14%	27%	28%	22%
Disagree/Strongly	42%	49%	46%	51%	40%	39%	60%

I support the regional rounds of national championships being held only on Division II campuses

NEW	Pres./ Chanc.	AD	Athl. Staff	Compl.	Coach	FAR	Conf. Staff
Agree/Strongly Agree	58%	55%	56%	55%	52%	52%	62%
Neutral	26%	25%	30%	23%	30%	31%	21%
Disagree/Strongly	16%	19%	14%	21%	18%	18%	17%

I support the final rounds of national championships being held at neutral sites, not affiliated with a Division II campus

NEW	Pres./ Chanc.	AD	Athl. Staff	Compl.	Coach	FAR	Conf. Staff
Agree/Strongly Agree	65%	74%	72%	79%	70%	68%	69%
Neutral	18%	14%	18%	10%	18%	21%	19%
Disagree/Strongly	17%	13%	10%	11%	12%	12%	12%

I support the final rounds of national championships being held only on Division II campuses

NEW	Pres./ Chanc.	AD	Athl. Staff	Compl.	Coach	FAR	Conf. Staff
Agree/Strongly Agree	39%	19%	24%	21%	26%	25%	16%
Neutral	28%	26%	32%	24%	33%	38%	21%
Disagree/Strongly	33%	55%	44%	55%	41%	37%	63%

I support allowing national championships to be held at the same site for multiple years

NEW	Pres./ Chanc.	AD	Athl. Staff	Compl.	Coach	FAR	Conf. Staff
Agree/Strongly Agree	48%	71%	54%	61%	55%	45%	72%
Neutral	27%	17%	26%	19%	27%	33%	17%
Disagree/Strongly	25%	11%	21%	21%	18%	22%	10%

I believe national championships should not be held at the same site for more than two years in a row

NEW	Pres./ Chanc.	AD	Athl. Staff	Compl.	Coach	FAR	Conf. Staff
Agree/Strongly Agree	34%	31%	42%	39%	37%	38%	25%
Neutral	39%	26%	27%	28%	33%	39%	23%
Disagree/Strongly	27%	43%	31%	33%	30%	23%	53%

Have you ever served on a Regional Advisory Committee?

NEW	AD	Athl. Staff	Compl.	Coach	FAR	Conf. Staff
Yes	72%	19%	40%	28%	4%	78%
No	28%	81%	60%	72%	96%	22%

RACs are serving their intended purpose

NEW	AD	Athl. Staff	Compl.	Coach	FAR	Conf. Staff
Agree/Strongly Agree	79%	62%	73%	58%	42%	81%
Neutral	15%	30%	19%	31%	51%	14%
Disagree/Strongly	6%	7%	9%	11%	7%	5%

Subjectivity should be eliminated and rankings/selections should be done completely with data from selection criteria

NEW	AD	Athl. Staff	Compl.	Coach	FAR	Conf. Staff
Agree/Strongly Agree	25%	34%	37%	33%	43%	27%
Neutral	22%	37%	31%	34%	39%	16%
Disagree/Strongly	53%	28%	32%	33%	18%	57%

Which of the following Division II championship resources do you reference?

NEW	AD	Athl. Staff	Compl.	Coach	FAR	Conf. Staff
Championship manuals located on NCAA.org	79%	58%	61%	50%	20%	93%
Resources listed on championship page on NCAA.org	67%	54%	59%	44%	30%	75%
Championship newsletter	70%	35%	53%	49%	26%	79%
None	4%	22%	10%	22%	50%	0%

Note: Totals may exceed 100% due to multiple selections. Options listed by overall reference level.

Governance Structure, Legislation and Convention

I understand the current NCAA governance structure (e.g., reporting lines of councils, committees)

	Pres./ Chanc.	AD	Athl. Staff	Compl.	Coach	FAR	Conf. Staff
Agree/Strongly Agree	79%	92%	62%	89%	49%	74%	95%
Neutral	14%	7%	23%	7%	33%	15%	3%
Disagree/Strongly	8%	2%	15%	4%	18%	12%	2%

The current Division II governance structure accomplishes the goals and business of the division

	Pres./ Chanc.	AD	Athl. Staff	Compl.	Coach	FAR	Conf. Staff
Agree/Strongly Agree	73%	88%	67%	82%	46%	79%	93%
Neutral	23%	10%	30%	14%	47%	19%	5%
Disagree/Strongly	4%	2%	3%	3%	7%	2%	3%

The current Division II governance structure is diverse in its representation of minorities and positions (e.g., ethnicity, gender, FARs, SWAs)

	Pres./ Chanc.	AD	Athl. Staff	Compl.	Coach	FAR	Conf. Staff
Agree/Strongly Agree	61%	81%	61%	68%	44%	63%	77%
Neutral	33%	14%	32%	23%	50%	31%	12%
Disagree/Strongly	6%	5%	7%	9%	6%	6%	12%

	Male	Female	White	Black	Other
Agree/Strongly Agree	58%	56%	59%	44%	51%
Neutral	37%	35%	37%	31%	38%
Disagree/Strongly	5%	9%	4%	25%	11%

I understand the nomination process for appointing or electing individuals to serve in the Division II governance structure

	Pres./ Chanc.	AD	Athl. Staff	Compl.	Coach	FAR	Conf. Staff
Agree/Strongly Agree	63%	83%	54%	66%	36%	66%	93%
Neutral	23%	9%	24%	17%	41%	19%	4%
Disagree/Strongly	14%	8%	22%	18%	23%	14%	4%

There is an appropriate level of communication by the national office staff before and after governance meetings to assist with awareness of issues being addressed by the division

	Pres./ Chanc.	AD	Athl. Staff	Compl.	Coach	FAR	Conf. Staff
Agree/Strongly Agree	65%	81%	49%	61%	39%	64%	70%
Neutral	24%	11%	36%	26%	45%	25%	17%
Disagree/Strongly	11%	8%	15%	13%	16%	11%	13%

I understand where to locate information regarding the work of the Division II governance structure

	Pres./ Chanc.	AD	Athl. Staff	Compl.	Coach	FAR	Conf. Staff
Agree/Strongly Agree	77%	83%	64%	73%	53%	74%	81%
Neutral	15%	10%	22%	15%	31%	21%	16%
Disagree/Strongly	8%	8%	14%	12%	16%	5%	4%

I am able to understand the intent of legislative proposals as they are presented

	Pres./ Chanc.	AD	Athl. Staff	Compl.	Coach	FAR	Conf. Staff
Agree/Strongly Agree	78%	93%	72%	93%	58%	87%	89%
Neutral	16%	7%	21%	5%	31%	9%	11%
Disagree/Strongly	6%	0%	7%	3%	11%	3%	0%

The timeline for submission of membership-sponsored proposals for the Convention is appropriate (5 p.m. ET July 15)

	Pres./ Chanc.	AD	Athl. Staff	Compl.	Coach	FAR	Conf. Staff
Agree/Strongly Agree	61%	82%	64%	83%	51%	79%	72%
Neutral	35%	14%	33%	12%	46%	20%	22%
Disagree/Strongly	3%	4%	3%	5%	3%	1%	6%

The sponsorship requirement of two active member conferences or 15 active member institutions is appropriate for sponsoring Convention proposals

	Pres./ Chanc.	AD	Athl. Staff	Compl.	Coach	FAR	Conf. Staff
Agree/Strongly Agree	69%	88%	67%	83%	54%	88%	91%
Neutral	28%	10%	30%	13%	43%	11%	7%
Disagree/Strongly	3%	2%	2%	4%	3%	1%	2%

The Official Notice containing all of the proposals for the Convention business session should be electronic-only

	Pres./ Chanc.	AD	Athl. Staff	Compl.	Coach	FAR	Conf. Staff
Agree/Strongly Agree	64%	61%	47%	51%	42%	52%	60%
Neutral	25%	21%	40%	19%	53%	27%	16%
Disagree/Strongly	12%	18%	12%	30%	5%	21%	24%

The number of legislative proposals at each Convention's business session is appropriate

	Pres./ Chanc.	AD	Athl. Staff	Compl.	Coach	FAR	Conf. Staff
Agree/Strongly Agree	58%	73%	51%	67%	37%	65%	68%
Neutral	39%	20%	46%	26%	61%	31%	26%
Disagree/Strongly	3%	7%	3%	7%	2%	4%	6%

The educational resources (e.g., Q&A document) provided by the national office staff to understand legislative proposals are helpful

	Pres./ Chanc.	AD	Athl. Staff	Compl.	Coach	FAR	Conf. Staff
Agree/Strongly Agree	73%	94%	68%	95%	50%	89%	91%
Neutral	25%	5%	30%	4%	47%	10%	9%
Disagree/Strongly	3%	1%	2%	1%	3%	1%	0%

The Division II business session is the most appropriate way for the membership to vote on legislative changes

	Pres./ Chanc.	AD	Athl. Staff	Compl.	Coach	FAR	Conf. Staff
Agree/Strongly Agree	63%	76%	54%	69%	33%	77%	80%
Neutral	29%	13%	42%	21%	62%	18%	13%
Disagree/Strongly	8%	10%	4%	11%	5%	5%	7%

Division II should retain the ‘one-school, one vote’ model for voting on legislative proposals during the business session

	Pres./ Chanc.	AD	Athl. Staff	Compl.	Coach	FAR	Conf. Staff
Agree/Strongly Agree	89%	98%	74%	94%	57%	93%	98%
Neutral	11%	1%	23%	6%	42%	7%	2%
Disagree/Strongly	0%	1%	3%	0%	2%	0%	0%

Indicate your opinion regarding presidents/chancellors' level of involvement in Division II athletics policy

	Pres./ Chanc.	AD	Athl. Staff	Compl.	Coach	FAR	Conf. Staff
Too much involvement	4%	9%	15%	16%	27%	6%	4%
The right amount of involvement	81%	85%	76%	76%	65%	83%	93%
Too little involvement	15%	7%	9%	8%	8%	11%	4%

Indicate your opinion regarding athletics directors' level of involvement in Division II athletics policy

NEW	Pres./ Chanc.	AD	Athl. Staff	Compl.	Coach	FAR	Conf. Staff
Too much involvement	3%	2%	2%	2%	3%	7%	5%
The right amount of involvement	90%	79%	80%	79%	75%	88%	86%
Too little involvement	7%	19%	18%	19%	22%	5%	9%

Are the requirements to be considered an active Division II conference (8 schools in 2017, 10 in 2022) appropriate?

NEW	Pres./ Chanc.	AD	Athl. Staff	Compl.	Coach	FAR	Conf. Staff
Yes	81%	78%	83%	87%	80%	82%	57%
No	19%	22%	17%	13%	20%	18%	43%

The minimum number of schools to be considered an active Division II conference should be ...

NEW	Pres./ Chanc.	AD	Athl. Staff	Compl.	Coach	FAR	Conf. Staff
N	27	57	74	22	222	21	25
2							1
4					2		
5					3		
6	1	5	7	2	35	3	
7	1		2		4		
8	22	46	56	18	148	17	24
9							
10	1	3	5	2	19		
11							
12	2	3	3		8	1	
14					2		
15			1		1		

Note: Numbers represent total responses, not percentages, among those who responded No to previous question.

Have you attended an NCAA Convention?

	Pres./ Chanc.	AD	Athl. Staff	Compl.	Coach	FAR	Conf. Staff
Yes	76%	96%	26%	71%	17%	81%	86%
No	24%	4%	74%	29%	83%	19%	14%

The annual NCAA Convention should continue to be held in January

	Pres./ Chanc.	AD	Athl. Staff	Compl.	Coach	FAR	Conf. Staff
Agree/Strongly Agree	58%	72%	47%	61%	35%	47%	79%
Neutral	28%	14%	34%	18%	50%	26%	9%
Disagree/Strongly	13%	14%	19%	21%	15%	26%	11%

The current length of time (4 days) for the Convention is the appropriate length of time to accomplish the division's business

	Pres./ Chanc.	AD	Athl. Staff	Compl.	Coach	FAR	Conf. Staff
Agree/Strongly Agree	56%	74%	62%	76%	40%	79%	67%
Neutral	23%	14%	32%	13%	56%	13%	13%
Disagree/Strongly	22%	13%	6%	11%	4%	8%	19%

The Convention should start on a Tuesday and end on a Friday

NEW	Pres./ Chanc.	AD	Athl. Staff	Compl.	Coach	FAR	Conf. Staff
Agree/Strongly Agree	30%	56%	38%	63%	22%	28%	54%
Neutral	48%	22%	48%	26%	65%	27%	37%
Disagree/Strongly	22%	22%	13%	11%	13%	44%	10%

The Association-wide and Division II educational sessions at the Convention are a good use of time

	Pres./ Chanc.	AD	Athl. Staff	Compl.	Coach	FAR	Conf. Staff
Agree/Strongly Agree	68%	73%	64%	76%	61%	82%	58%
Neutral	19%	18%	24%	16%	36%	16%	31%
Disagree/Strongly	13%	10%	12%	8%	3%	2%	10%

Note: Only respondents who reported attending a Convention.

Overall, attendance at the Convention is a good use of my time

	Pres./ Chanc.	AD	Athl. Staff	Compl.	Coach	FAR	Conf. Staff
Agree/Strongly Agree	60%	76%	77%	83%	63%	82%	88%
Neutral	18%	16%	14%	10%	28%	14%	8%
Disagree/Strongly	22%	7%	9%	7%	9%	4%	4%

Note: Only respondents who reported attending a Convention.

Diversity and Inclusion

The athletics department helps in establishing a diverse student body on my campus

	Pres./ Chanc.	AD	Athl. Staff	Compl.	Coach	FAR
True	71%	81%	69%	69%	64%	66%
Somewhat True	27%	17%	28%	26%	31%	31%
Somewhat Untrue	1%	1%	2%	3%	3%	2%
Untrue	1%	0%	0%	1%	2%	1%

	White	Minority	Male	Female
True	69%	62%	70%	66%
Somewhat True	27%	31%	27%	29%
Somewhat Untrue	2%	5%	2%	3%
Untrue	1%	2%	1%	2%

My institution supports and fosters a culture of diversity and inclusion

	Pres./ Chanc.	AD	Athl. Staff	Compl.	Coach	FAR
True	85%	74%	72%	63%	67%	67%
Somewhat True	13%	23%	24%	34%	26%	28%
Somewhat Untrue	1%	1%	4%	3%	5%	3%
Untrue	0%	1%	1%	1%	2%	2%

	White	Minority	Male	Female
True	70%	69%	72%	67%
Somewhat True	25%	22%	24%	26%
Somewhat Untrue	3%	6%	3%	5%
Untrue	1%	2%	1%	2%

My athletics department supports and fosters a culture of diversity and inclusion

	Pres./ Chanc.	AD	Athl. Staff	Compl.	Coach	FAR
True	83%	83%	74%	72%	70%	68%
Somewhat True	17%	15%	22%	24%	25%	27%
Somewhat Untrue	0%	1%	2%	3%	4%	3%
Untrue	0%	1%	2%	1%	2%	2%

	White	Minority	Male	Female
True	74%	72%	76%	69%
Somewhat True	22%	22%	21%	24%
Somewhat Untrue	3%	3%	2%	4%
Untrue	1%	3%	1%	3%

Our president/chancellor shows leadership and promotes engagement around diversity and inclusion

	AD	Athl. Staff	Compl.	Coach	FAR
True	81%	71%	76%	69%	76%
Somewhat True	15%	23%	18%	24%	18%
Somewhat Untrue	3%	3%	2%	5%	3%
Untrue	1%	3%	3%	3%	3%

	White	Minority	Male	Female
True	73%	67%	74%	68%
Somewhat True	21%	25%	20%	26%
Somewhat Untrue	4%	5%	4%	4%
Untrue	2%	4%	2%	3%

Student-athletes on my campus are actively engaged in diversity and inclusion efforts

NEW	AD	Athl. Staff	Compl.	Coach	FAR
True	42%	44%	26%	48%	40%
Somewhat True	50%	42%	56%	38%	49%
Somewhat Untrue	6%	11%	14%	10%	11%
Untrue	2%	3%	3%	4%	0%

NEW	White	Minority	Male	Female
True	45%	40%	48%	37%
Somewhat True	43%	42%	42%	45%
Somewhat Untrue	9%	13%	8%	13%
Untrue	3%	5%	2%	5%

The athletics department has representation on committees/task forces working on campus diversity and inclusion efforts

NEW	AD	Athl. Staff	Compl.	Coach	FAR
True	56%	55%	48%	53%	51%
Somewhat True	33%	33%	34%	33%	30%
Somewhat Untrue	8%	8%	10%	8%	13%
Untrue	3%	3%	8%	6%	5%

NEW	White	Minority	Male	Female
True	54%	50%	55%	51%
Somewhat True	33%	31%	34%	30%
Somewhat Untrue	8%	12%	8%	11%
Untrue	5%	7%	4%	7%

The athletics department directly funds/provides resources toward diversity and inclusion efforts

NEW	AD	Athl. Staff	Compl.	Coach	FAR
True	33%	35%	18%	40%	38%
Somewhat True	37%	36%	41%	33%	38%
Somewhat Untrue	18%	17%	25%	15%	12%
Untrue	12%	12%	16%	12%	12%

NEW	White	Minority	Male	Female
True	36%	35%	39%	31%
Somewhat True	36%	30%	35%	36%
Somewhat Untrue	17%	17%	16%	18%
Untrue	11%	18%	11%	15%

My athletics department offers programming on diversity and inclusion

NEW	AD	Athl. Staff	Compl.	Coach	FAR
True	33%	38%	24%	43%	35%
Somewhat True	40%	34%	37%	34%	40%
Somewhat Untrue	16%	15%	21%	12%	15%
Untrue	11%	13%	18%	11%	10%

NEW	White	Minority	Male	Female
True	38%	39%	41%	33%
Somewhat True	36%	32%	37%	33%
Somewhat Untrue	14%	14%	12%	18%
Untrue	11%	15%	9%	16%

Athletics department staff, coaches or student-athletes participate in institution-wide programming on diversity and inclusion

NEW	AD	Athl. Staff	Compl.	Coach	FAR
True	42%	45%	29%	45%	39%
Somewhat True	43%	32%	39%	36%	40%
Somewhat Untrue	9%	11%	19%	11%	13%
Untrue	7%	11%	14%	9%	8%

NEW	White	Minority	Male	Female
True	43%	42%	46%	36%
Somewhat True	37%	33%	36%	36%
Somewhat Untrue	11%	12%	11%	12%
Untrue	9%	14%	7%	15%

My school has designated a senior-level administrator responsible for diversity and inclusion for the entire campus

Yes	70%
No	20%
Don't Know	11%

Note: AD responses only (N=243)

Are you aware of current programming conducted by the national office geared toward the advancement of women?

	Pres./ Chanc.	AD	Athl. Staff	Compl.	Coach	FAR	Conf. Staff
Yes	85%	92%	54%	74%	48%	77%	86%
No	15%	8%	45%	26%	52%	23%	14%

Current diversity and inclusion efforts and programming by the NCAA are providing women with the tools they need for advancement

	Pres./ Chanc.	AD	Athl. Staff	Compl.	Coach	FAR	Conf. Staff
Agree/Strongly Agree	74%	86%	83%	76%	75%	76%	80%
Neutral	22%	12%	13%	18%	22%	16%	13%
Disagree/Strongly	4%	1%	4%	6%	3%	8%	7%

Note: Among those who indicated they are aware of programming.

Are you aware of current programming conducted by the national office geared toward the advancement of minorities?

	Pres./ Chanc.	AD	Athl. Staff	Compl.	Coach	FAR	Conf. Staff
Yes	76%	93%	56%	79%	42%	76%	82%
No	24%	7%	44%	21%	58%	24%	18%

Current diversity and inclusion efforts and programming by the NCAA are providing minorities with the tools they need for advancement

	Pres./ Chanc.	AD	Athl. Staff	Compl.	Coach	FAR	Conf. Staff
Agree/Strongly Agree	73%	80%	80%	80%	77%	80%	70%
Neutral	23%	18%	17%	18%	21%	13%	24%
Disagree/Strongly	4%	2%	3%	3%	2%	7%	7%

Note: Among those who indicated they are aware of programming.

The NCAA should partner with its Division II conferences and institutions to support programs that promote inclusion

	Pres./ Chanc.	AD	Athl. Staff	Compl.	Coach	FAR	Conf. Staff
Agree/Strongly Agree	84%	78%	81%	85%	71%	78%	84%
Neutral	15%	17%	17%	12%	25%	17%	13%
Disagree/Strongly	1%	5%	3%	3%	4%	6%	4%

Indicate your level of support for programming conducted by the NCAA and its Division II conferences and institutions that promote inclusion for ...

Percent Responding 'Supportive' or 'Very Supportive'

	Pres./ Chanc.	AD	Athl. Staff	Compl.	Coach	FAR	Conf. Staff
LGBTQ	82%	75%	75%	84%	60%	74%	84%
Persons with disabilities	90%	90%	88%	94%	83%	88%	82%
International student-athletes	88%	85%	83%	89%	77%	84%	83%

Note: Top two points on five-point scale.

Conference Involvement

Indicate how involved you perceive your conference is in ...

Monitoring Division II issues

	Pres./ Chanc.	AD	Athl. Staff	Compl.	Coach	FAR
Very Involved/Involved	93%	91%	81%	91%	72%	88%
Somewhat/Not Involved	7%	9%	18%	9%	28%	12%
Not Expected	0%	0%	1%	1%	0%	0%

Requesting feedback on the work of governance bodies (e.g., committees, councils)

	Pres./ Chanc.	AD	Athl. Staff	Compl.	Coach	FAR
Very Involved/Involved	85%	83%	72%	77%	64%	78%
Somewhat/Not Involved	15%	17%	27%	23%	35%	22%
Not Expected	0%	0%	1%	1%	0%	0%

Indicate how involved you perceive your conference is in ...

Providing timely governance information to members

	Pres./ Chanc.	AD	Athl. Staff	Compl.	Coach	FAR
Very Involved/Involved	90%	90%	75%	87%	67%	84%
Somewhat/Not Involved	10%	10%	25%	13%	33%	15%
Not Expected	1%	0%	1%	0%	0%	1%

Educating members on legislative proposals

	Pres./ Chanc.	AD	Athl. Staff	Compl.	Coach	FAR
Very Involved/Involved	80%	90%	75%	89%	65%	82%
Somewhat/Not Involved	19%	10%	24%	11%	35%	17%
Not Expected	1%	0%	1%	1%	0%	1%

Indicate how involved you perceive your conference is in ...

Managing the conference grant program

	Pres./ Chanc.	AD	Athl. Staff	Compl.	Coach	FAR
Very Involved/Involved	89%	94%	79%	88%	58%	85%
Somewhat/Not Involved	10%	6%	20%	12%	41%	14%
Not Expected	1%	0%	1%	0%	1%	1%

Promoting diversity and inclusion on member campuses

	Pres./ Chanc.	AD	Athl. Staff	Compl.	Coach	FAR
Very Involved/Involved	67%	53%	59%	43%	56%	65%
Somewhat/Not Involved	31%	45%	38%	54%	44%	32%
Not Expected	2%	2%	3%	4%	1%	3%

Indicate how involved you perceive your conference is in ...

Promoting professional development opportunities for institutional staff members

	Pres./ Chanc.	AD	Athl. Staff	Compl.	Coach	FAR
Very Involved/Involved	75%	70%	56%	59%	53%	71%
Somewhat/Not Involved	23%	28%	42%	38%	45%	26%
Not Expected	2%	2%	2%	3%	2%	3%

Encouraging member involvement in NCAA governance

	Pres./ Chanc.	AD	Athl. Staff	Compl.	Coach	FAR
Very Involved/Involved	79%	89%	72%	79%	62%	86%
Somewhat/Not Involved	20%	11%	27%	20%	37%	13%
Not Expected	1%	0%	0%	1%	1%	1%

Indicate how involved you perceive your conference is in ...

Communicating opportunities to participate in Division II initiatives (e.g., FAR Institutes, Identity Workshop, academies/programs, grant opportunities)

NEW	Pres./ Chanc.	AD	Athl. Staff	Compl.	Coach	FAR
Very Involved/Involved	82%	87%	70%	73%	62%	85%
Somewhat/Not Involved	18%	13%	29%	26%	37%	15%
Not Expected	0%	0%	1%	1%	1%	0%

Presidential Involvement

On average, how often in an academic year do you meet with your ...

	Director of Athletics	Faculty Athletics Representative	Athletics Compliance Admin.	Student-Athletes (as a group)
Weekly	50%	4%	7%	3%
Monthly	36%	27%	18%	9%
Quarterly	12%	33%	29%	20%
Biannually	2%	23%	17%	25%
Annually	1%	9%	14%	30%
Never	0%	5%	16%	12%

Note: President/chancellor responses only (N=165).

How often do you attend ...

	NCAA Convention	Conference In-Person Meetings	Campus Athletic Events
All	27%	47%	7%
Most	18%	33%	57%
Some	31%	14%	36%
None	24%	6%	0%

Note: President/chancellor responses only (N=163).

I value the programming offered at the NCAA Convention for chancellors and presidents

	How often do you attend the NCAA Convention?			
	All	Most	Some	None
Agree/Strongly Agree	79%	48%	62%	13%
Neutral	12%	38%	29%	60%
Disagree/Strongly	9%	14%	9%	27%
N=	43	29	45	15

Note: President/chancellor responses only.

QUESTIONS?

Contact info: Gregg Summers



gsummers@ncaa.org



317-917-6521



[NCAA.org/research](https://www.ncaa.org/research)



@NCAAResearch

NCAA is a trademark of the National Collegiate Athletic Association. All other licenses or trademarks are property of their respective holders.



NCAA Research