



2011 NCAA Division I Men's LACROSSE CHAMPIONSHIP

***First Round**
Saturday, May 14 or
Sunday, May 15

Quarterfinals
Saturday, May 21 or
Sunday, May 22

Semifinals
Saturday, May 28

Final
Monday, May 30

2) Cornell* (13-2)

Saturday, May 14 - 7:30 p.m.
 ESPNU HD

Hartford (11-6)

2) Cornell 12-5

James Shuart Stadium
 Hempstead, New York
 Saturday, May 21
 Noon
 ESPN2 HD/ESPN3.com

7) Virginia 13-9

7) Virginia* (9-5)

Sunday, May 15 - 3 p.m.
 ESPNU HD^

Bucknell (14-2)

7) Virginia 13-12

M&T Bank Stadium
 Baltimore, Maryland
 Saturday, May 28
 4 or 6:30 p.m.
 ESPN2 HD/ESPN3.com

7) Virginia 14-8

3) Johns Hopkins* (12-2)

Saturday, May 14 - Noon
 ESPN2 HD/ESPN3.com^

Hofstra (13-2)

3) Johns Hopkins 12-5

James Shuart Stadium
 Hempstead, New York
 Saturday, May 21
 2:30 p.m.
 ESPN2 HD/ESPN3.com

6) Denver 14-9

6) Denver* (13-2)

Sunday, May 15 - 5:15 p.m.
 ESPNU HD^

Villanova (11-4)

6) Denver 13-10

M&T Bank Stadium
 Baltimore, Maryland
 Monday, May 30
 3:30 p.m.
 ESPN HD/ESPN3.com

7) Virginia 9-7

1) Syracuse* (14-1)

Sunday, May 15 - 7:30 p.m.
 ESPNU HD

Siena (13-4)

1) Syracuse* 10-4

Gillette Stadium
 Foxborough, Massachusetts
 Sunday, May 22
 Noon
 ESPN HD/ESPN3.com

Maryland 6-5

8) North Carolina* (10-5)

Sunday, May 15 - 1 p.m.
 ESPN HD/ESPN3.com^

Maryland (10-4)

Maryland 13-6

M&T Bank Stadium
 Baltimore, Maryland
 Saturday, May 28
 4 or 6:30 p.m.
 ESPN2 HD/ESPN3.com

Maryland 9-4

4) Notre Dame* (10-2)

Saturday, May 14 - 2:30 p.m.
 ESPNU HD^

Penn (8-6)

4) Notre Dame 13-6

Gillette Stadium
 Foxborough, Massachusetts
 Sunday, May 22
 2:30 p.m.
 ESPN HD/ESPN3.com

5) Duke 7-5

5) Duke* (12-5)

Saturday, May 14 - 5 p.m.
 ESPNU HD^

Delaware (12-6)

5) Duke 15-14

National Champion

All dates and times are Eastern and are subject to change. For more information, visit NCAA.com.

* Eight first-round games played on campuses of participating institutions.

^ ESPN Mobile

School	Record	Seed (if applicable)	RPI Actual #	Results of Tournament
Syracuse	14-1	1	1 (.67856)	Lost in Quarterfinals
Cornell	13-2	2	2 (.65244)	Lost in Quarterfinals
John Hopkins	12-2	3	4 (.6306)	Lost in Quarterfinals
Notre Dame	10-2	4	3 (.64383)	Lost in Quarterfinals
Duke	12-5	5	7 (.60891)	Lost in Semifinals
Denver	13-2	6	6 (.61229)	Lost in Semifinals
Virginia	9-5	7	5 (.6229)	National Champions
North Carolina	10-5	8	10 (.58398)	Lost in First Round
Bucknell	14-2	NS	8 (.59662)	Lost in First Round
Delaware	12-6	NS	16 (.55337)	Lost in First Round
Hartford	11-6	NS	26 (.52889)	Lost in First Round
Hofstra	13-2	NS	11 (.58034)	Lost in First Round
Maryland	10-4	NS	12 (.57844)	Lost in Finals
Penn	8-6	NS	15 (.55885)	Lost in First Round
Siena	13-4	NS	31 (.50944)	Lost in First Round
Villanova	11-4	NS	9 (.58625)	Lost in First Round

NS- Not Seeded



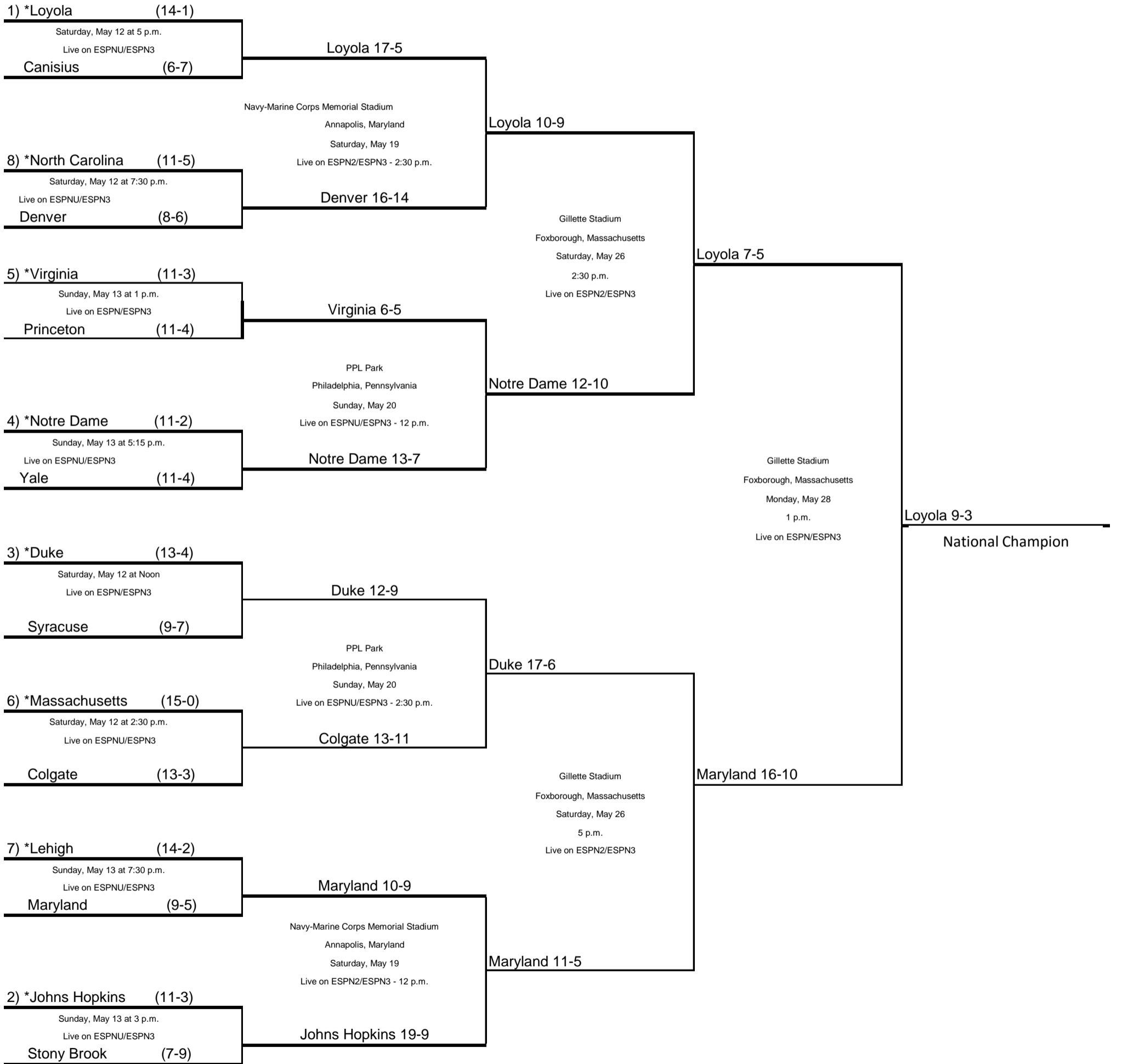
2012 NCAA Division I Men's LACROSSE CHAMPIONSHIP

First Round
Saturday, May 12
Sunday, May 13

Quarterfinals
Saturday, May 19
Sunday, May 20

Semifinals
Saturday, May 26

Final
Monday, May 28



All times are Eastern and are subject to change due to television scheduling.

School	Record	Seed (if applicable)	RPI Actual #	Results of Tournament
Loyola (MD)	14-1	1	1 (.64789)	National Champion
John Hopkins	11-3	2	4 (.6242)	Lost in Quarter Finals
Duke	13-4	3	3 (.62527)	Lost in Semifinals
Notre Dame	11-2	4	5 (.618)	Lost in Semifinals
Virginia	11-3	5	8 (.60923)	Lost in Quarter Finals
Massachussetts	15-0	6	9 (.59308)	Lost in First Round
Lehigh	14-2	7	6 (.61736)	Lost in First Round
North Carolina	11-5	8	11 (.58996)	Lost in First Round
Canisius	6-7	NS	42 (.45722)	Lost in First Round
Princeton	11-4	NS	10 (.59132)	Lost in First Round
Denver	8-6	NS	15 (.57741)	Lost in Quarter Finals
Syracuse	9-7	NS	18 (.56111)	Lost in First Round
Stony Brook	7-9	NS	35 (.47286)	Lost in First Round
Colgate	13-3	NS	7 (.60925)	Lost in Quarter Finals
Maryland	9-5	NS	2 (.63634)	Lost in Final
Yale	11-4	NS	12 (.57963)	Lost in First Round

NS- Not Seeded



2013 NCAA Division I Men's LACROSSE CHAMPIONSHIP

***First Round**
Saturday, May 11
Sunday, May 12

Quarterfinals
Saturday, May 18
Sunday, May 19

Semifinals
Saturday, May 25

Final
Monday, May 27

#1 *Syracuse (13-3)

Sunday, May 12 at 7:30 p.m.
ESPNU/WatchESPN

Bryant (8-10)

Syracuse 12-7

Capital One Field at Byrd Stadium
College Park, Maryland

Saturday, May 18
3 p.m.

ESPN2/WatchESPN

Yale (11-4)

Saturday, May 11 at 2:30 p.m.
ESPNU/WatchESPN

Yale 10-7

Syracuse 7-6

(Home)
Section 123

#8 *Penn St. (12-4)

Lincoln Financial Field
Philadelphia, Pennsylvania

Saturday, May 25
5 p.m.

ESPN2/WatchESPN

Syracuse 9-8

#5 *North Carolina (12-3)

Saturday, May 11 at 12 p.m.
ESPN2/WatchESPN

North Carolina 16-7

Lehigh (12-4)

Lucas Oil Stadium
Indianapolis, Indiana

Sunday, May 19
Noon

ESPNU/WatchESPN

Denver 12-11

(Visitor)
Section 136

Albany (NY) (13-4)

Saturday, May 11 at 7:30 p.m.
ESPNU/WatchESPN

Denver 19-14

Lincoln Financial Field
Philadelphia, Pennsylvania

Monday, May 27
1 p.m.

ESPNU/WatchESPN

Duke 16-10

#4 *Denver (12-4)

#3 *Ohio St. (12-3)

Sunday, May 12 at 3 p.m.
ESPNU/WatchESPN

Ohio State 16-6

Towson (10-7)

Capital One Field at Byrd Stadium
College Park, Maryland

Saturday, May 18
12:30 p.m.

ESPN2/WatchESPN

Cornell 16-6

(Visitor)
Section 103-104

Cornell (12-3)

Sunday, May 12 at 1 p.m.
ESPN2/WatchESPN

Cornell 16-8

#6 *Maryland (10-3)

Lincoln Financial Field
Philadelphia, Pennsylvania

Saturday, May 25
2:30 p.m.

ESPN2/WatchESPN

Duke 16-14

#7 *Duke (12-5)

Sunday, May 12 at 5:15 p.m.
ESPNU/WatchESPN

Duke 12-11

Loyola Maryland (11-4)

Lucas Oil Stadium
Indianapolis, Indiana

Sunday, May 19
2:30 p.m.

ESPNU/WatchESPN

Duke 12-11

(Home)
Section 136

Detroit (5-9)

Saturday, May 11 at 5 p.m.
ESPNU/WatchESPN

Notre Dame 9-7

#2 *Notre Dame (10-4)

*host institution

All times are Eastern and are subject to change due to television scheduling.

School	Record	Seed (if applicable)	RPI Actual #	Results of Tournament
Syracuse	13-3	1	3 (.62548)	Lost in Final
Notre Dame	10-4	2	1 (.62805)	Lost in Quarterfinals
Ohio St.	12-3	3	2 (.62696)	Lost in Quarterfinals
Denver	12-4	4	5 (.62072)	Lost in Semifinals
North Carolina	12-3	5	4 (.62494)	Lost in Quarterfinals
Maryland	10-3	6	6 (.61406)	Lost in First Round
Duke	12-5	7	12 (.59433)	National Champion
Penn St.	12-4	8	9 (.60751)	Lost in First Round
Bryant	8-10	NS	43 (.46063)	Lost in First Round
Yale	11-4	NS	7 (.61113)	Lost in Quarterfinals
Lehigh	12-4	NS	15 (.57939)	Lost in First Round
Albany (NY)	13-4	NS	13 (.5887)	Lost in First Round
Towson	10-7	NS	23 (.54266)	Lost in First Round
Cornell	12-3	NS	8 (.60985)	Lost in Semifinals
Loyala (MD)	11-4	NS	10 (.60473)	Lost in First Round
Detroit	5-9	NS	51 (.42522)	Lost in First Round

NS- Not Seeded



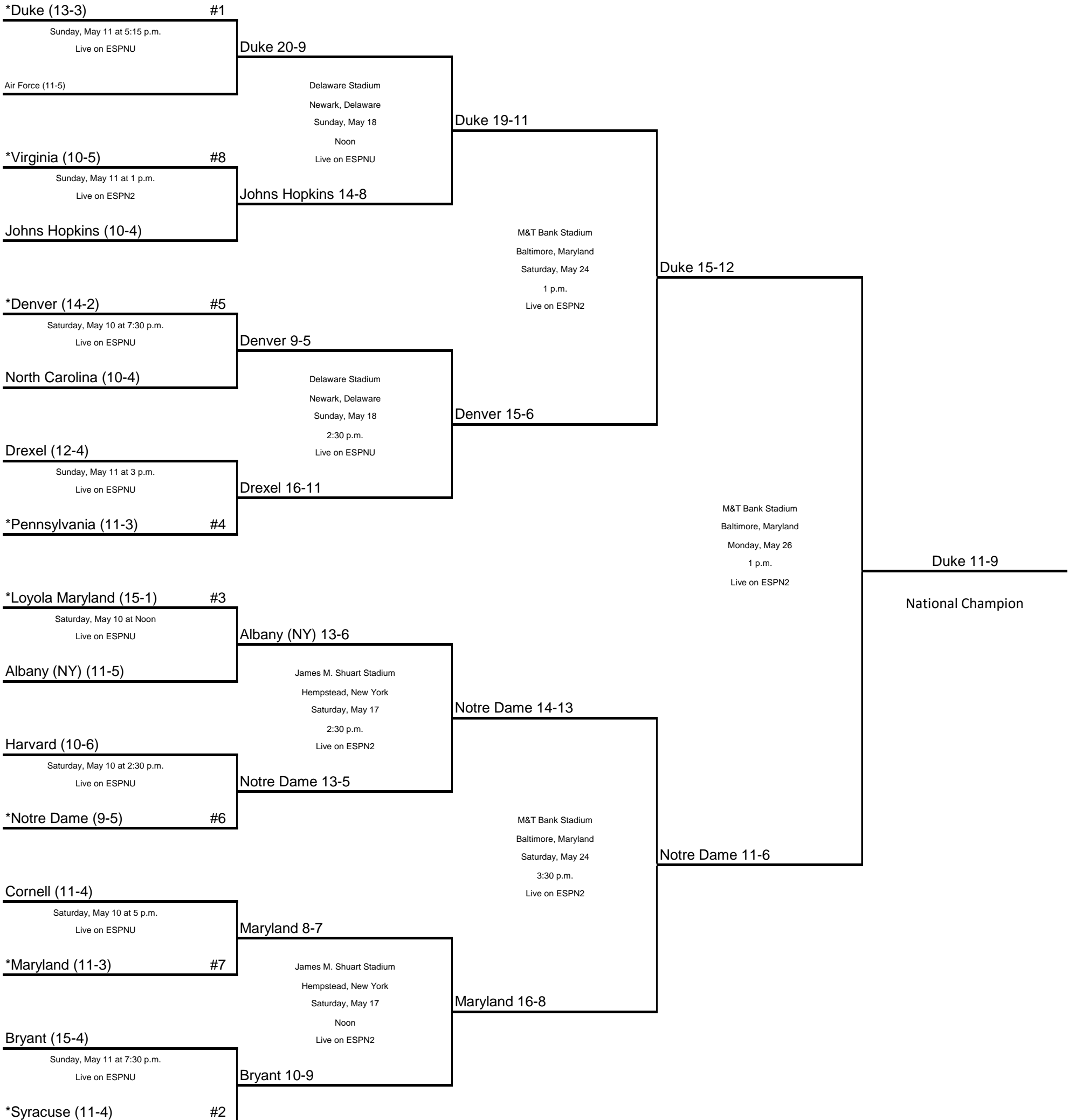
2014 NCAA Division I Men's LACROSSE CHAMPIONSHIP

***First Round**
Saturday, May 10
Sunday, May 11

Quarterfinals
Saturday, May 17
Sunday, May 18

Semifinals
Saturday, May 24

Final
Monday, May 26



**Two play-in games played on campuses of participating institutions on Wednesday, May 7.

*Eight first-round games played on campuses of participating institutions live on ESPNU or ESPN2 at Noon, 2:30, 5 or 7:30 p.m.

All times are Eastern and are subject to change due to television scheduling.

School	Record	Seed (if applicable)	RPI Actual #	Results of Tournament
Duke	13-3	1	3 (.6476)	National Champion
Syracuse	11-4	2	1 (.6684)	Lost in First Round
Loyola (MD)	15-1	3	4 (.63231)	Lost in First Round
Pennsylvania	11-3	4	2 (.65458)	Lost in First Round
Denver	14-2	5	7 (.61776)	Lost in Semifinals
Notre Dame	9-5	6	5 (.62648)	Lost in Final
Maryland	11-3	7	9 (.60793)	Lost in Semifinals
Virginia	10-5	8	6 (.62054)	Lost in First Round
Air Force	11-5	NS	28 (.52666)	Lost in First Round
John Hopkins	10-4	NS	12 (.59978)	Lost in Quarterfinals
North Carolina	10-4	NS	10 (.60752)	Lost in First Round
Drexel	12-4	NS	11 (.60558)	Lost in Quarterfinals
Albany (NY)	11-5	NS	13 (.59071)	Lost in First Round
Harvard	10-6	NS	16 (.57436)	Lost in Quarterfinals
Cornell	11-4	NS	8 (.61672)	Lost in First Round
Bryant	15-4	NS	22 (.5328)	Lost in Quarterfinals

NS- Not Seeded



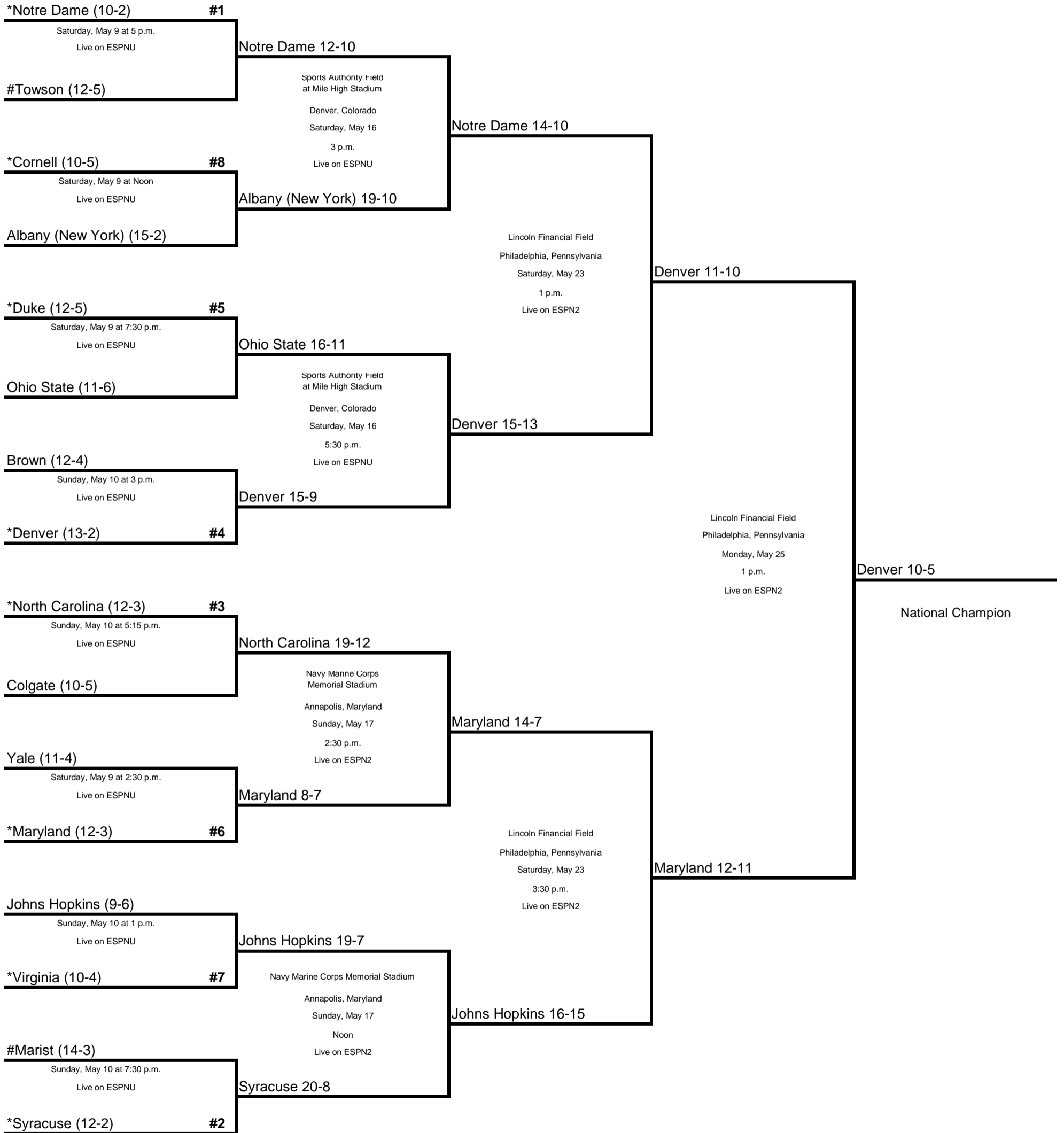
2015 NCAA Division I Men's LACROSSE CHAMPIONSHIP

***First Round**
Saturday, May 9
Sunday, May 10

Quarterfinals
Saturday, May 16
Sunday, May 17

Semifinals
Saturday, May 23

Final
Monday, May 25



*Host Institution

#Two games played on campuses of participating institutions on Wednesday, May 6, *Marist (13-3) vs. Bryant (8-9) and *Towson (11-5) vs. High Point (10-6)
Eight first-round games played on campuses of participating institutions.

All times are Eastern and are subject to change due to television scheduling.

School	Record	Seed (if applicable)	RPI Actual #	Results of Tournament
Notre Dame	10-2	1	2 (.7031)	Lost in Semifinals
Syracuse	12-2	2	1 (.70475)	Lost in Quarterfinals
North Carolina	12-3	3	3 (.66805)	Lost in Quarterfinals
Denver	13-2	4	5 (.64038)	National Champion
Duke	12-5	5	4 (.65787)	Lost in First Round
Maryland	12-3	6	7 (.60907)	Lost in Finals
Virginia	10-4	7	6 (.62351)	Lost in First Round
Cornell	10-5	8	10 (.59463)	Lost in First Round
Towson	12-5	NS	20 (.53927)	Lost in First Round
Albany (NY)	15-2	NS	8 (.60226)	Lost in Quarterfinals
Ohio State	11-6	NS	15 (.56753)	Lost in Quarterfinals
Brown	12-4	NS	14 (.57766)	Lost in First Round
Colgate	10-5	NS	13 (.57804)	Lost in First Round
Yale	11-4	NS	9 (.60092)	Lost in First Round
John Hopkins	9-6	NS	11 (.58508)	Lost in Semifinals
Marist	14-3	NS	21 (.53771)	Lost in First Round

NS- Not Seeded



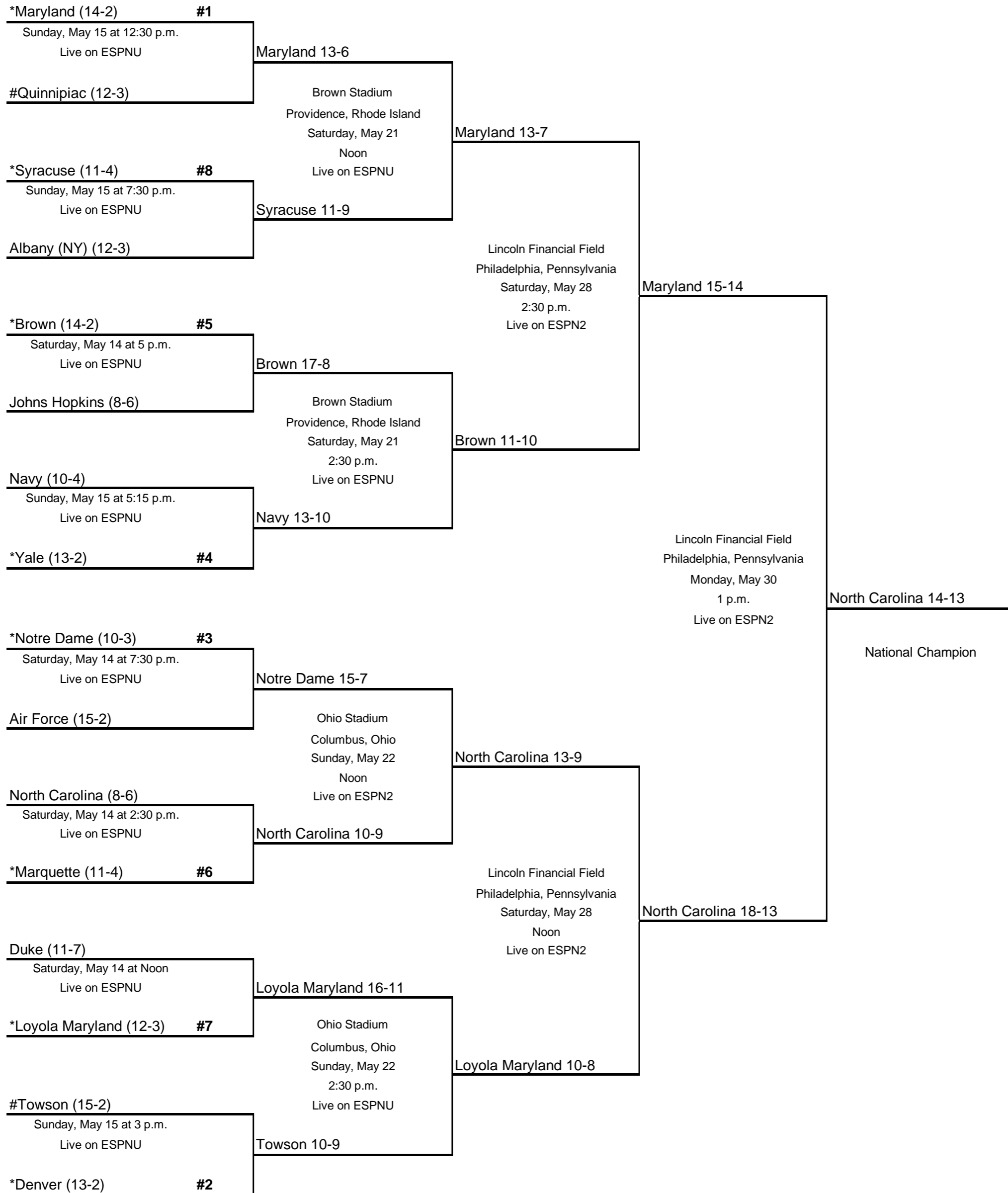
2016 NCAA Division I Men's LACROSSE CHAMPIONSHIP

***First Round**
Saturday, May 14
Sunday, May 15

Quarterfinals
Saturday, May 21
Sunday, May 22

Semifinals
Saturday, May 28

Final
Monday, May 30



*Host institution.
 #Two preliminary games played on campuses of participating institutions on Wednesday, May 11, *Quinnipiac (11-3) vs. Hartford (11-6) and *Towson (14-2) vs. Hobart (10-6).
 Eight first-round games played on campuses of participating institutions.
All times are Eastern and are subject to change due to television scheduling.

School	Record	Seed (if applicable)	RPI Actual #	Results of Tournament
Maryland	14-2	1	1 (.66897)	Runner-Up
Denver	13-2	2	3 (.61249)	Lost in First Round
Notre Dame	10-3	3	2 (.62209)	Lost in Quarterfinals
Yale	13-2	4	4 (.61218)	Lost in First Round
Brown	14-2	5	5 (.6121)	Lost in Semifinals
Marquette	11-4	6	6 (.60276)	Lost in First Round
Loyola Maryland	12-3	7	7 (.59981)	Lost in Semifinals
Syracuse	11-4	8	10 (.58505)	Lost in Quarterfinals
Albany	12-3	NS	8 (.59955)	Lost in First Round
Duke	11-7	NS	9 (.59419)	Lost in First Round
North Carolina	8-6	NS	17 (.55891)	National Champion
Johns Hopkins	8-6	NS	11 (.57829)	Lost in First Round
Navy	10-4	NS	14 (.56923)	Lost in Quarterfinals
Air Force	15-2	NS	13 (.57178)	Lost in First Round
Towson	15-2	NS	12 (.57275)	Lost in Quarterfinals
Quinnipiac	12-3	NS	24 (.54757)	Lost in First Round

NS- Not Seeded

Team	External Ranking	External Rating	NCAA RPI Ranking	NCAA RPI Raw	Variance
Cornell	1	99.9	3	0.64469	-2
Johns Hopkins	2	99.29	4	0.63289	-2
Virginia	3	99.25	2	0.66527	1
Maryland	4	99.21	8	0.616	-4
Syracuse	5	99.19	1	0.6653	4
Notre Dame	6	98.77	5	0.62873	1
Denver	7	98.51	6	0.62284	1
Duke	8	98.21	7	0.61898	1
Stony Brook	9	97.63	13	0.57126	-4
North Carolina	10	97.39	10	0.57816	0
Hofstra	11	97.32	12	0.573	-1
Bucknell	12	97.1	9	0.58673	3
Villanova	13	96.86	11	0.57434	2
Army	14	96.42	27	0.52024	-13
Yale	15	96.25	25	0.52336	-10
Drexel	16	96.23	26	0.52206	-10
Georgetown	17	96.14	20	0.53671	-3
Harvard	18	96.12	18	0.54179	0
Colgate	19	95.95	14	0.55747	5
Penn	20	95.91	15	0.55261	5
Princeton	21	95.87	21	0.53469	0
Loyola Maryland	22	95.8	16	0.54405	6
Ohio State	23	95.8	29	0.51652	-6
Massachusetts	24	95.72	19	0.54004	5
Robert Morris	25	95.23	37	0.47357	-12
Penn State	26	95.16	22	0.52723	4
Fairfield	27	95.01	23	0.52663	4
Hartford	28	94.98	24	0.52639	4
Siena	29	94.73	30	0.51028	-1
Towson	30	94.59	40	0.46295	-10
Vermont	31	94.57	36	0.47502	-5
Lehigh	32	94.52	39	0.46398	-7
Navy	33	94.5	44	0.44668	-11
Brown	34	94.22	35	0.48036	-1
Delaware	35	94.16	17	0.54271	18
Mount St. Mary's	36	93.84	34	0.48241	2
Bryant	37	93.79	45	0.44446	-8
Rutgers	38	93.25	46	0.4306	-8
St. John's	39	93.24	38	0.46839	1
Binghamton	40	93.23	32	0.49641	8
Albany	41	93.2	28	0.52018	13
Air Force	42	93.16	43	0.45029	-1
Hobart	43	93.08	31	0.50626	12
Dartmouth	44	93.01	41	0.45909	3
Quinnipiac	45	92.82	42	0.45728	3
UMBC	46	92.53	33	0.49479	13
Marist	47	92.45	47	0.42738	0
Bellarmino	48	91.63	51	0.4155	-3
Detroit	49	91.62	48	0.42271	1
Lafayette	50	91.32	56	0.36737	-6
Jacksonville	51	91.3	49	0.42162	2
Canisius	52	90.85	50	0.42038	2
Sacred Heart	53	90.8	53	0.40248	0
Manhattan	54	89.94	54	0.37775	0
Providence	55	89.73	52	0.40343	3
Holy Cross	56	88.59	57	0.36113	-1
VMI	57	87.89	59	0.32934	-2
Saint Joseph's	58	87.59	55	0.37597	3
Presbyterian	59	86.05	58	0.34335	1
Wagner	60	84.23	60	0.31295	0
Mercer	61	82.3	61	0.27528	0

Team	External Ranking	External Rating	NCAA RPI Ranking	NCAA RPI Raw	Variance
Massachusetts	1	99.9	5	0.62673	-4
Loyola Maryland	2	99.73	1	0.66674	1
Princeton	3	98.69	12	0.57652	-9
Maryland	4	98.55	3	0.6303	1
Denver	5	98.43	10	0.58918	-5
Virginia	6	98.05	8	0.60726	-2
Duke	7	98.04	4	0.62849	3
Notre Dame	8	97.99	2	0.63349	6
Lehigh	9	97.95	9	0.60828	0
Johns Hopkins	10	97.8	7	0.60753	3
Cornell	11	97.54	15	0.56687	-4
Colgate	12	97.54	6	0.61533	6
North Carolina	13	97.24	13	0.57521	0
Yale	14	97.06	14	0.56911	0
Bucknell	15	96.96	20	0.54082	-5
Syracuse	16	96.59	18	0.55146	-2
Drexel	17	96.38	17	0.55415	0
Bryant	18	96.28	25	0.52499	-7
Ohio State	19	96.08	19	0.5479	0
Penn State	20	95.94	16	0.56371	4
Villanova	21	95.52	21	0.53713	0
Hofstra	22	95.47	27	0.51566	-5
Fairfield	23	95.43	11	0.57759	12
Brown	24	94.92	32	0.49037	-8
Siena	25	94.88	31	0.49271	-6
Army	26	94.82	29	0.51303	-3
Harvard	27	94.76	38	0.46474	-11
St. John's	28	94.63	26	0.5183	2
Navy	29	94.6	24	0.52547	5
Robert Morris	30	94.6	22	0.53026	8
Penn	31	94.46	33	0.48223	-2
Georgetown	32	94.14	23	0.52695	9
Delaware	33	94.06	34	0.47197	-1
Stony Brook	34	93.88	35	0.47109	-1
Air Force	35	93.67	39	0.46105	-4
Dartmouth	36	93.46	40	0.45949	-4
Hobart	37	93.19	30	0.49545	7
Hartford	38	93.04	48	0.41994	-10
Bellarmino	39	92.96	44	0.44762	-5
Mount St. Mary's	40	92.89	41	0.4593	-1
Towson	41	92.69	28	0.51419	13
Albany	42	92.37	42	0.45236	0
UMBC	43	91.75	36	0.46998	7
Marist	44	91.71	43	0.44768	1
Rutgers	45	91.48	45	0.44137	0
Sacred Heart	46	91.47	54	0.39372	-8
Jacksonville	47	91.35	47	0.42606	0
Providence	48	91.14	56	0.38973	-8
Binghamton	49	90.81	55	0.39249	-6
Saint Joseph's	50	90.8	46	0.43965	4
Canisius	51	90.75	37	0.46661	14
Detroit	52	90.73	50	0.40333	2
Lafayette	53	90.36	51	0.40198	2
Holy Cross	54	90.12	49	0.41632	5
Quinnipiac	55	89.9	57	0.38761	-2
Vermont	56	89.81	58	0.38314	-2
Manhattan	57	89.3	52	0.39937	5
Michigan	58	89.12	59	0.35941	-1
VMI	59	89.08	53	0.39667	6
Wagner	60	84.76	61	0.29121	-1
Mercer	61	83.67	60	0.29605	1

Team	External Ranking	External Rating	NCAA RPI Ranking	NCAA RPI Raw	Variance
Cornell	1	99.9	5	0.62263	-4
North Carolina	2	98.68	4	0.62602	-2
Johns Hopkins	3	98.21	17	0.5691	-14
Duke	4	98.11	2	0.62839	2
Maryland	5	98.07	9	0.60447	-4
Loyola Maryland	6	97.98	10	0.59427	-4
Yale	7	97.88	8	0.61163	-1
Princeton	8	97.72	15	0.5736	-7
Denver	9	97.59	3	0.62727	6
Syracuse	10	97.54	1	0.6292	9
Penn	11	97.31	13	0.58474	-2
Penn State	12	97.2	11	0.59334	1
Albany	13	97.05	14	0.58089	-1
Ohio State	14	97.01	6	0.61619	8
Notre Dame	15	96.6	7	0.61418	8
Bucknell	16	96.34	12	0.5912	4
Virginia	17	96.32	19	0.55673	-2
Lehigh	18	96.11	16	0.57229	2
Massachusetts	19	95.13	22	0.54216	-3
Villanova	20	94.98	21	0.54834	-1
Hofstra	21	94.91	26	0.51703	-5
St. John's	22	94.85	20	0.5567	2
Army	23	94.74	31	0.48368	-8
Drexel	24	94.51	18	0.56715	6
Brown	25	94.49	25	0.52178	0
Harvard	26	94.35	27	0.51194	-1
Air Force	27	94.22	32	0.48237	-5
Bellarmino	28	93.87	30	0.48578	-2
Fairfield	29	93.73	24	0.53261	5
Towson	30	93.57	23	0.53757	7
Colgate	31	93.22	29	0.48726	2
Bryant	32	93.22	41	0.43208	-9
Marist	33	93.01	34	0.47985	-1
Georgetown	34	92.97	42	0.46187	-8
Stony Brook	35	92.79	38	0.47309	-3
Dartmouth	36	92.15	46	0.44602	-10
Siena	37	92.07	37	0.47439	0
Hobart	38	92.03	28	0.50226	10
Delaware	39	92.02	47	0.44085	-8
Robert Morris	40	91.95	43	0.45854	-3
UMBC	41	91.83	36	0.47668	5
Hartford	42	91.53	39	0.46814	3
Providence	43	91.33	40	0.46284	3
Rutgers	44	91.26	54	0.39861	-10
Mount St. Mary's	45	91.15	45	0.44647	0
Holy Cross	46	90.9	44	0.44653	2
Sacred Heart	47	90.86	58	0.37826	-11
Binghamton	48	90.78	48	0.43739	0
Navy	49	90.7	51	0.42054	-2
Detroit	50	90.6	50	0.42694	0
Jacksonville	51	90.56	33	0.48102	18
Marquette	52	90.48	35	0.47761	17
Quinnipiac	53	90.41	52	0.41375	1
Michigan	54	89.03	55	0.39632	-1
Saint Joseph's	55	88.98	53	0.40637	2
Lafayette	56	88.97	59	0.37471	-3
Canisius	57	88.67	49	0.43041	8
Mercer	58	88.38	60	0.35932	-2
Vermont	59	88.18	57	0.38294	2
High Point	60	87.94	56	0.39432	4
Manhattan	61	87.09	61	0.34805	0
VMI	62	84.48	62	0.3114	0
Wagner	63	83.98	63	0.25716	0

Team	External Ranking	External Rating	NCAA RPI Ranking	NCAA RPI Raw	Variance
Duke	1	99.9	1	0.66706	0
Denver	2	99.15	5	0.62995	-3
Maryland	3	98.64	7	0.61421	-4
Notre Dame	4	98.34	4	0.64146	0
North Carolina	5	98.13	11	0.59725	-6
Loyola Maryland	6	98.06	6	0.61985	0
Albany	7	97.99	13	0.59406	-6
Johns Hopkins	8	97.79	10	0.59853	-2
Syracuse	9	97.13	2	0.65143	7
Cornell	10	96.75	12	0.59593	-2
Penn	11	96.39	3	0.64386	8
Virginia	12	96.19	9	0.60231	3
Yale	13	95.82	15	0.567	-2
Harvard	14	95.51	16	0.56235	-2
Penn State	15	95.42	17	0.55826	-2
Princeton	16	95.4	18	0.55259	-2
Lehigh	17	95.17	29	0.51619	-12
Drexel	18	95.12	8	0.61065	10
Fairfield	19	94.96	19	0.54998	0
Army	20	94.89	31	0.50175	-11
Ohio State	21	94.52	24	0.52905	-3
Hofstra	22	94.4	14	0.58048	8
Air Force	23	94.22	23	0.52905	0
Bryant	24	94.16	20	0.54949	4
Villanova	25	93.99	30	0.5115	-5
Massachusetts	26	93.67	21	0.54816	5
Rutgers	27	93.29	38	0.47948	-11
St. John's	28	93.24	26	0.52203	2
Bucknell	29	93.08	37	0.48106	-8
Brown	30	92.94	25	0.52341	5
Saint Joseph's	31	92.89	33	0.49587	-2
Siena	32	92.75	28	0.52091	4
Colgate	33	92.68	27	0.52111	6
Delaware	34	92.47	35	0.48346	-1
UMBC	35	92.43	36	0.48335	-1
Towson	36	92.43	22	0.53685	14
Bellarmine	37	92.27	34	0.49073	3
Navy	38	92.18	51	0.42906	-13
Stony Brook	39	92.07	42	0.4655	-3
Marquette	40	91.93	41	0.47204	-1
Binghamton	41	91.88	32	0.49743	9
Quinnipiac	42	91.41	46	0.45374	-4
Canisius	43	91.22	45	0.45853	-2
Marist	44	91.12	44	0.45886	0
Hartford	45	91.09	48	0.44024	-3
Providence	46	90.91	50	0.42971	-4
Georgetown	47	90.85	49	0.43069	-2
High Point	48	90.83	40	0.47557	8
Michigan	49	90.65	39	0.47887	10
Hobart	50	90.26	43	0.46538	7
Robert Morris	51	89.75	47	0.44954	4
Jacksonville	52	89.63	52	0.42289	0
Vermont	53	89.6	61	0.3824	-8
Dartmouth	54	89.54	53	0.42211	1
Detroit	55	89.27	58	0.39303	-3
Richmond	56	88.99	54	0.41274	2
Sacred Heart	57	88.97	55	0.40526	2
Boston U.	58	88.8	60	0.38803	-2
Holy Cross	59	88.61	59	0.38943	0
Manhattan	60	88.36	56	0.40071	4
Mercer	61	88.27	57	0.39797	4
Lafayette	62	87.09	64	0.35167	-2
Monmouth	63	86.49	66	0.32858	-3
Mount St. Mary's	64	86.44	62	0.37633	2
Furman	65	86.1	63	0.37437	2
VMI	66	85.26	65	0.34653	1
Wagner	67	84.29	67	0.31801	0

Team	External Ranking	External Rating	NCAA RPI Ranking	NCAA RPI Raw	Variance
Syracuse	1	99.9	2	0.67973	-1
Notre Dame	2	99.44	1	0.69665	1
Denver	3	99.41	3	0.67143	0
North Carolina	4	98.12	4	0.65385	0
Duke	5	97.7	5	0.63677	0
Maryland	6	97.66	6	0.63451	0
Albany	7	97.62	9	0.6013	-2
Johns Hopkins	8	97.27	7	0.60444	1
Yale	9	96.45	10	0.58977	-1
Brown	10	96	14	0.57077	-4
Cornell	11	95.61	11	0.58194	0
Virginia	12	95.58	8	0.60428	4
Army West Point	13	95.38	24	0.52603	-11
Ohio State	14	95.21	12	0.58137	2
Princeton	15	94.94	16	0.55744	-1
Colgate	16	94.8	15	0.56992	1
Loyola Maryland	17	94.73	22	0.5315	-5
Georgetown	18	94.73	13	0.57849	5
Towson	19	93.95	19	0.5479	0
Harvard	20	93.84	21	0.54001	-1
Stony Brook	21	93.51	25	0.52467	-4
Navy	22	93.48	18	0.54897	4
Fairfield	23	93.47	34	0.49207	-11
Penn State	24	93.44	33	0.49292	-9
Hofstra	25	93.32	45	0.45944	-20
Marist	26	93.31	20	0.54056	6
Marquette	27	93.26	17	0.55169	10
Richmond	28	93.25	31	0.50434	-3
Saint Joseph's	29	93.12	35	0.49192	-6
Villanova	30	93.07	27	0.51501	3
Lehigh	31	93	30	0.50485	1
Boston U.	32	92.69	41	0.46585	-9
Bucknell	33	92.58	23	0.52681	10
Massachusetts	34	92.51	36	0.48377	-2
Bryant	35	92.49	29	0.5072	6
Penn	36	92.11	26	0.51919	10
Drexel	37	92.09	32	0.50019	5
High Point	38	91.87	28	0.5102	10
Rutgers	39	91.74	49	0.44351	-10
St. John's	40	91.26	52	0.4383	-12
Hobart	41	91.2	39	0.476	2
Binghamton	42	91.2	53	0.43516	-11
Michigan	43	91.1	37	0.48104	6
Air Force	44	91.09	38	0.4799	6
Bellarmino	45	90.28	58	0.41359	-13
Holy Cross	46	90.28	40	0.47568	6
Hartford	47	90.05	44	0.46101	3
Delaware	48	89.98	56	0.42602	-8
UMBC	49	89.96	48	0.4493	1
Providence	50	89.9	46	0.45847	4
Detroit	51	89.5	42	0.4653	9
Furman	52	89.43	55	0.42651	-3
Robert Morris	53	89.25	62	0.40025	-9
Mount St. Mary's	54	89.19	57	0.41836	-3
Quinnipiac	55	88.93	43	0.46392	12
Vermont	56	88.93	54	0.43215	2
Monmouth	57	88.46	60	0.40934	-3
Dartmouth	58	88.44	47	0.45642	11
Siena	59	88.38	59	0.41307	0
Lafayette	60	88.36	61	0.40465	-1
Mercer	61	87.91	51	0.44207	10
Canisius	62	87.76	64	0.347447	-2
Jacksonville	63	87.67	63	0.39681	0
Sacred Heart	64	87.65	50	0.44235	14
Wagner	65	87.23	66	0.33267	-1
Manhattan	66	83.1	65	0.36073	1
UMass Lowell	67	82.56	68	0.31972	-1
VMI	68	81.83	67	0.33019	1
NJIT	69	81.76	69	0.28972	0

Team	External Ranking	External Rating	NCAA RPI Ranking	NCAA RPI Raw	Variance
Brown	1	99.9	3	0.61776	-2
Maryland	2	97.98	1	0.67467	1
Denver	3	97.3	6	0.60161	-3
Notre Dame	4	97.23	2	0.61859	2
Syracuse	5	96.93	7	0.59839	-2
Yale	6	96.81	8	0.59758	-2
North Carolina	7	96.75	4	0.612	3
Villanova	8	96.52	16	0.55879	-8
Duke	9	96.49	11	0.58592	-2
Stony Brook	10	95.89	19	0.55191	-9
Albany	11	95.86	12	0.58421	-1
Loyola Maryland	12	95.82	5	0.60883	7
Navy	13	95.68	13	0.57854	0
Johns Hopkins	14	95.49	14	0.57706	0
Towson	15	95.43	9	0.58673	6
Harvard	16	95.26	24	0.54325	-8
Marquette	17	95.24	10	0.58605	7
Army West Point	18	95.13	28	0.52114	-10
Rutgers	19	95.06	20	0.54869	-1
Penn State	20	94.49	25	0.54103	-5
Bucknell	21	94.34	22	0.5456	-1
Saint Joseph's	22	94.23	31	0.51108	-9
Bryant	23	94.14	18	0.55358	5
Virginia	24	93.88	26	0.53593	-2
Penn	25	93.66	27	0.52727	-2
Air Force	26	93.48	15	0.56349	11
Ohio State	27	93.46	32	0.51006	-5
Massachusetts	28	93.26	36	0.49944	-8
Hofstra	29	93.16	38	0.49674	-9
Drexel	30	93.01	35	0.50712	-5
Fairfield	31	92.88	23	0.54481	8
Cornell	32	92.88	33	0.50951	-1
Quinnipiac	33	92.69	17	0.5565	16
Richmond	34	92.3	21	0.54773	13
Hartford	35	92.17	30	0.51338	5
Vermont	36	92.06	49	0.44423	-13
Providence	37	91.87	41	0.48407	-4
Boston U.	38	91.66	37	0.49902	1
Princeton	39	91.59	39	0.49544	0
Lehigh	40	91.32	45	0.45264	-5
Hobart	41	91.31	34	0.50915	7
Robert Morris	42	91.31	40	0.48871	2
Marist	43	91.25	42	0.47934	1
High Point	44	91.23	29	0.52096	15
Bellarmino	45	90.77	43	0.46794	2
Georgetown	46	90.62	44	0.45418	2
Holy Cross	47	90.6	47	0.44637	0
Michigan	48	90.45	48	0.44434	0
Mount St. Mary's	49	90.03	52	0.44267	-3
Delaware	50	90.01	50	0.44419	0
Colgate	51	89.99	53	0.43897	-2
Monmouth	52	89.71	58	0.4103	-6
UMBC	53	89.7	46	0.45134	7
Binghamton	54	89.55	51	0.44384	3
Mercer	55	88.85	55	0.42986	0
St. John's	56	88.63	54	0.43171	2
Canisius	57	88.48	56	0.42108	1
Sacred Heart	58	88.17	57	0.41932	1
Furman	59	87.88	60	0.39765	-1
Siena	60	87.88	61	0.39168	-1
Detroit	61	87.86	59	0.40046	2
UMass Lowell	62	87.34	63	0.37524	-1
Lafayette	63	87.32	62	0.37818	1
Jacksonville	64	86.96	66	0.36907	-2
Wagner	65	86.52	65	0.37173	0
Dartmouth	66	86.39	67	0.36383	-1
Manhattan	67	85.99	64	0.3731	3
NJIT	68	84.28	69	0.31242	-1
VMI	69	82.25	68	0.33608	1
Hampton	70	74.15 N/A	N/A		

2016

NCAA		Win	Loss	Team value after	Number of	Value after wins and losses /	Rank	Multiply x .10	Multiply x	Multiply x .30
RPI Rank	Teams (in RPI order)	Value	Value	wins and losses	teams played	number of teams played	(Top 20)	(RPI)	.60 (W/L%)	(SOS)
1	Maryland	69	-1	806	20	40.3000	1	4.0300	24.1800	12.0900
2	Notre Dame	68	-2	469	15	31.2667	3	3.1267	18.7600	9.3800
3	Brown	67	-3	602	19	31.6842	2	3.1684	19.0105	9.5053
4	North Carolina	66	-4	481	18	26.7222	6	2.6722	16.0333	8.0167
5	Loyola Maryland	65	-5	495	16	30.9375	4	3.0938	18.5625	9.2813
6	Denver	64	-6	472	16	29.5000	5	2.9500	17.7000	8.8500
7	Syracuse	63	-7	429	17	25.2353	8	2.5235	15.1412	7.5706
8	Yale	62	-8	425	16	26.5625	7	2.6563	15.9375	7.9688
9	Towson	61	-9	476	19	25.0526	9	2.5053	15.0316	7.5158
10	Marquette	60	-10	358	16	22.3750	10	2.2375	13.4250	6.7125
11	Duke	59	-11	360	19	18.9474	13	1.8947	11.3684	5.6842
12	Albany (NY)	58	-12	340	16	21.2500	11	2.1250	12.7500	6.3750
13	Navy	57	-13	295	16	18.4375	14	1.8438	11.0625	5.5313
14	Johns Hopkins	56	-14	262	15	17.4667	16	1.7467	10.4800	5.2400
15	Air Force	55	-15	347	18	19.2778	12	1.9278	11.5667	5.7833
16	Villanova	54	-16	256	14	18.2857	15	1.8286	10.9714	5.4857
17	Quinnipiac	53	-17	193	16	12.0625		1.2063	7.2375	3.6188
18	Bryant	52	-18	160	15	10.6667		1.0667	6.4000	3.2000
19	Stony Brook	51	-19	219	16	13.6875	18	1.3688	8.2125	4.1063
20	Rutgers	50	-20	230	16	14.3750	17	1.4375	8.6250	4.3125
21	Richmond	49	-21	218	16	13.6250	19	1.3625	8.1750	4.0875
22	Bucknell	48	-22	199	16	12.4375	20	1.2438	7.4625	3.7313
23	Fairfield	47	-23	132	17	7.7647		0.7765	4.6588	2.3294
24	Harvard	46	-24	170	16	10.6250		1.0625	6.3750	3.1875
25	Penn State	45	-25	168	15	11.2000		1.1200	6.7200	3.3600
26	Virginia	44	-26	156	15	10.4000		1.0400	6.2400	3.1200
27	Penn	43	-27	123	15	8.2000		0.8200	4.9200	2.4600
28	Army West Point	42	-28	151	17	8.8824		0.8882	5.3294	2.6647
29	High Point	41	-29	83	15	5.5333		0.5533	3.3200	1.6600
30	Hartford	40	-30	73	18	4.0556		0.4056	2.4333	1.2167
31	St. Joseph's	39	-31	118	16	7.3750		0.7375	4.4250	2.2125
32	Ohio State	38	-32	3	15	0.2000		0.0200	0.1200	0.0600
33	Cornell	37	-33	50	13	3.8462		0.3846	2.3077	1.1538
34	Hobart	36	-34	49	17	2.8824		0.2882	1.7294	0.8647
35	Drexel	35	-35	-9	15	(0.6000)		(0.0600)	(0.3600)	(0.1800)
36	Massachusetts	34	-36	-33	13	(2.5385)		(0.2538)	(1.5231)	(0.7615)
37	Boston U.	33	-37	31	15	2.0667		0.2067	1.2400	0.6200
38	Hofstra	32	-38	103	15	6.8667		0.6867	4.1200	2.0600
39	Princeton	31	-39	-18	14	(1.2857)		(0.1286)	(0.7714)	(0.3857)
40	Robert Morris	30	-40	-95	15	(6.3333)		(0.6333)	(3.8000)	(1.9000)
41	Providence	29	-41	-30	16	(1.8750)		(0.1875)	(1.1250)	(0.5625)
42	Marist	28	-42	3	16	0.1875		0.0188	0.1125	0.0563
43	Bellermine	27	-43	-110	15	(7.3333)		(0.7333)	(4.4000)	(2.2000)
44	Georgetown	26	-44	-187	14	(13.3571)		(1.3357)	(8.0143)	(4.0071)
45	Lehigh	25	-45	-106	15	(7.0667)		(0.7067)	(4.2400)	(2.1200)
46	UMBC	24	-46	-203	14	(14.5000)		(1.4500)	(8.7000)	(4.3500)
47	Holy Cross	23	-47	-220	15	(14.6667)		(1.4667)	(8.8000)	(4.4000)
48	Michigan	22	-48	-177	13	(13.6154)		(1.3615)	(8.1692)	(4.0846)
49	Vermont	21	-49	-129	17	(7.5882)		(0.7588)	(4.5529)	(2.2765)
50	Delaware	20	-50	-237	15	(15.8000)		(1.5800)	(9.4800)	(4.7400)
51	Binghamton	19	-51	-225	14	(16.0714)		(1.6071)	(9.6429)	(4.8214)
52	Mount St. Mary's	18	-52	-145	14	(10.3571)		(1.0357)	(6.2143)	(3.1071)
53	Colgate	17	-53	-175	14	(12.5000)		(1.2500)	(7.5000)	(3.7500)
54	St. John's	16	-54	-262	14	(18.7143)		(1.8714)	(11.2286)	(5.6143)
55	Mercer	15	-55	-167	13	(12.8462)		(1.2846)	(7.7077)	(3.8538)
56	Canisius	14	-56	-249	12	(20.7500)		(2.0750)	(12.4500)	(6.2250)
57	Sacred Heart	13	-57	-410	16	(25.6250)		(2.5625)	(15.3750)	(7.6875)
58	Monmouth	12	-58	-232	14	(16.5714)		(1.6571)	(9.9429)	(4.9714)
59	Detroit	11	-59	-315	12	(26.2500)		(2.6250)	(15.7500)	(7.8750)
60	Furman	10	-60	-324	13	(24.9231)		(2.4923)	(14.9538)	(7.4769)
61	Siena	9	-61	-341	13	(26.2308)		(2.6231)	(15.7385)	(7.8692)
62	Lafayette	8	-62	-362	14	(25.8571)		(2.5857)	(15.5143)	(7.7571)
63	UMass Lowell	7	-63	-428	16	(26.7500)		(2.6750)	(16.0500)	(8.0250)
64	Manhattan	6	-64	-453	15	(30.2000)		(3.0200)	(18.1200)	(9.0600)
65	Wagner	5	-65	-353	14	(25.2143)		(2.5214)	(15.1286)	(7.5643)
66	Jacksonville	4	-66	-363	13	(27.9231)		(2.7923)	(16.7538)	(8.3769)
67	Dartmouth	3	-67	-436	14	(31.1429)		(3.1143)	(18.6857)	(9.3429)
68	VMI	2	-68	-598	15	(39.8667)		(3.9867)	(23.9200)	(11.9600)
69	NJIT	1	-69	-655	15	(43.6667)		(4.3667)	(26.2000)	(13.1000)