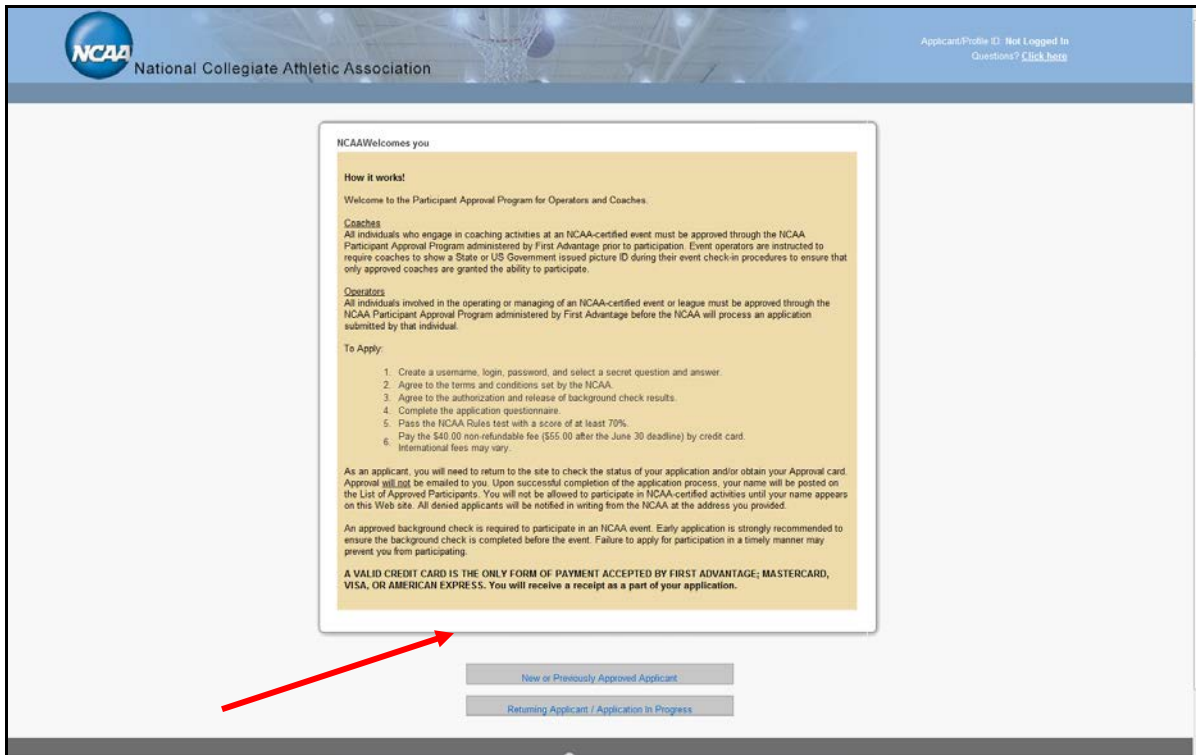


Forgot your Log in Information for FirstAdvantage.

1. Go to: https://enterprise.fadv.com/pub/1/prospects/NCAA/Events_and_Camps



2. Click the Returning Applicant button.
3. At the bottom of the next page you will see fields for your Applicant ID and Password.

Login

* Applicant ID

* Password

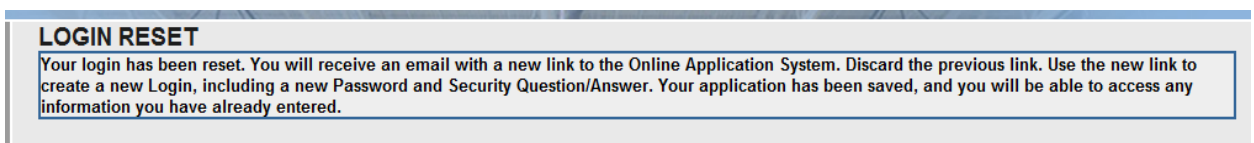
[Forgot Applicant ID?](#)

[Forgot Password?](#)

Password Recovery

If you do not remember your password:

1. Click the link at the bottom of the page.
2. Enter your Applicant ID number.
3. Hit Submit and you will see the following:



An e-mail will be generated with a hyperlink so that you can reset your password.

4. Click the hyperlink in the e-mail and you will see the following:

Create Login

Please create a login. You may use your password when returning to the site to complete your application.

* PASSWORD must be at least 8 characters.
* PASSWORD must contain 3 of the following 4 types of characters:

- Upper case letter A-Z
- Lower case letter a-z
- Digit 0-9
- Special characters ! @ # ^ ()

* PASSWORD must not contain:

- Applicant ID.
- 3 of the same character in succession.

* Applicant ID EU239J2K6P


* Password

* Confirm Password

Please choose a security question and provide the answer below. If you forget your password, you will be prompted to answer this question to enable you to log in.

* Security Question

* Security Answer


[Refresh](#)

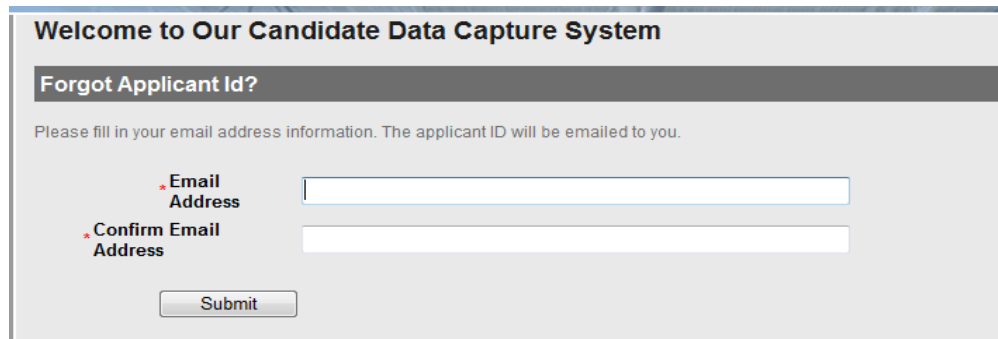
Please enter the exact value displayed in the image.

* Image Value

5. Create a new password.
6. Select a security question.
7. Enter the Image Value.
8. Hit Submit and you will be able to once again access the website.

Applicant ID Recovery

If you do not remember your Applicant ID Number, Click the Forgot Applicant ID button and you will see the following:



The screenshot shows a web form titled "Welcome to Our Candidate Data Capture System" with a sub-header "Forgot Applicant Id?". Below the sub-header is a message: "Please fill in your email address information. The applicant ID will be emailed to you." The form contains two input fields: "Email Address" and "Confirm Email Address", each with a red asterisk to its left. A "Submit" button is located below the second field.

1. Enter your email address in the first field and then confirm it in the second field.
2. Hit Submit and your Applicant ID will be e-mailed to you at the address you utilized when you applied with FirstAdvantage.