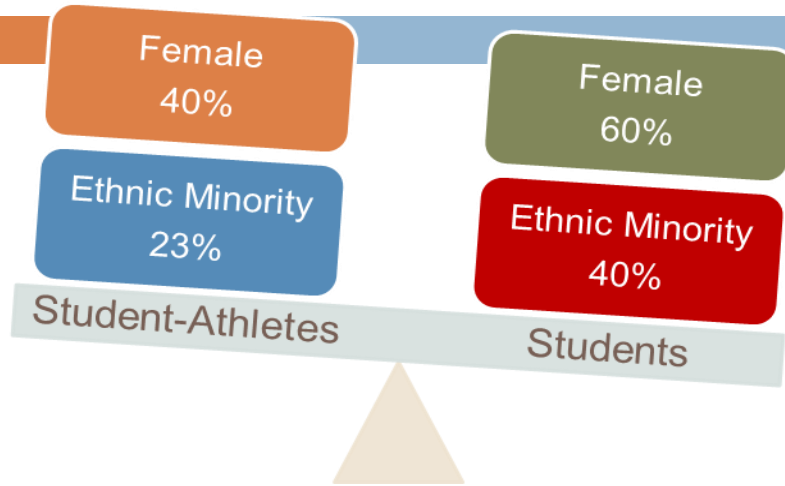


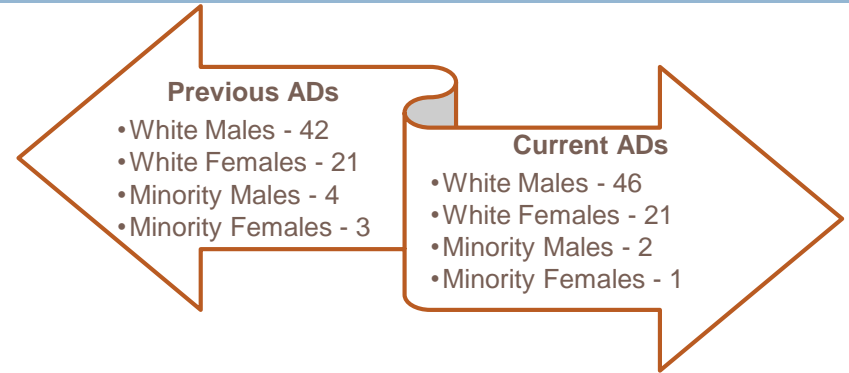
NCAA Division III Diversity and Inclusion Fast Facts

Differences Among Student and Student-Athlete Populations



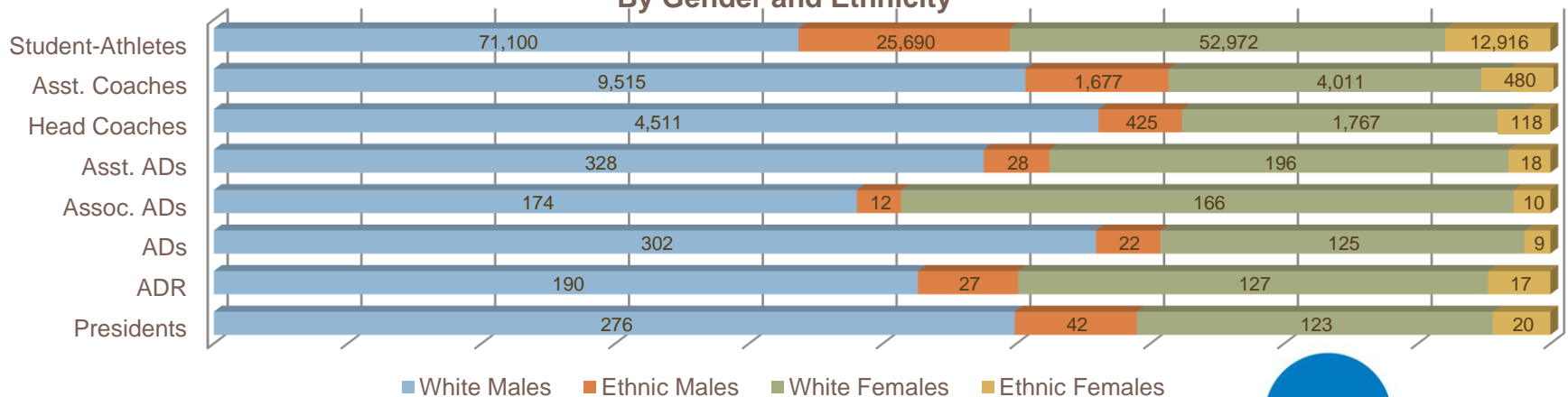
Note: Data reflect comparisons of the 2012-13 academic year for the full-time undergraduate population.

Change in Director of Athletics Positions By Gender and Ethnicity



Note: These figures are derived from membership requested changes to the membership database during the 18 month period of April 2014 - October 2015. There were 70 positions that turned over during this time.

Current Population Figures for Select Division III Positions By Gender and Ethnicity



Note: These figures represent the 2015-16 populations and were derived from the data reported in the annual sport sponsorship and demographic forms. Additionally, head coach, assistant coach and student-athlete totals include only outdoor track figures, to reduce the incidence of potential triple counting.